

Agios Pharmaceuticals (AGIO)

\$38.62 (As of 08/25/20)

Price Target (6-12 Months): **\$41.00**

Long Term: 6-12 Months

Zacks Recommendation:
Neutral

(Since: 06/15/20)

Prior Recommendation: Outperform

Short Term: 1-3 Months

Zacks Rank: (1-5)

3-Hold

Zacks Style Scores:

VGM:F

Value: F

Growth: D

Momentum: A

Summary

Agios' earnings and revenues beat estimates in Q2. It's leukemia drug Tibsovo has been performing steadily and driving growth. The drug's label expansion studies are also advancing well with the FDA granting a nod in the first-line setting in 2019. Moreover, Tibsovo is under review in the EU wherein a tentative approval will further boost growth. Agios' progress with its pipeline looks impressive too. Agios' collaboration agreements look lucrative as it gets regular funds and royalties from sales. However, Agios' excessive reliance on royalties to develop pipeline remains a constant worry. It is also facing adversities from the COVID-19 pandemic with several data readouts now being delayed. Stiff competition is another matter of concern. Shares of the company have underperformed the industry in the year.

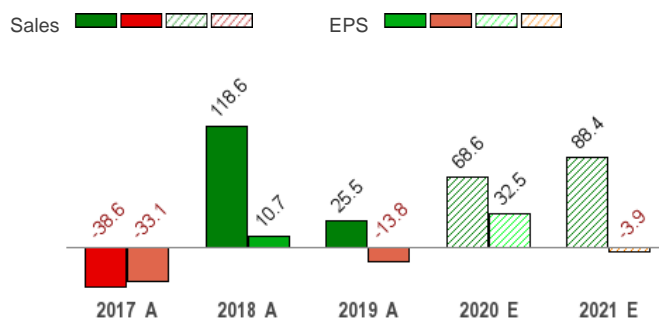
Price, Consensus & Surprise



Data Overview

52 Week High-Low	\$56.75 - \$27.77
20 Day Average Volume (sh)	664,368
Market Cap	\$2.7 B
YTD Price Change	-19.1%
Beta	2.03
Dividend / Div Yld	\$0.00 / 0.0%
Industry	Medical - Products
Zacks Industry Rank	Bottom 28% (181 out of 252)

Sales and EPS Growth Rates (Y/Y %)



Last EPS Surprise	7.8%
Last Sales Surprise	5.6%
EPS F1 Est- 4 week change	0.8%
Expected Report Date	10/29/2020
Earnings ESP	0.0%

Sales Estimates (millions of \$)

	Q1	Q2	Q3	Q4	Annual*
2021	34 E	37 E	40 E	44 E	375 E
2020	87 A	37 A	36 E	38 E	199 E
2019	30 A	26 A	26 A	35 A	118 A

EPS Estimates

	Q1	Q2	Q3	Q4	Annual*
2021	-\$1.44 E	-\$1.48 E	-\$1.44 E	-\$1.46 E	-\$4.81 E
2020	-\$0.59 A	-\$1.31 A	-\$1.38 E	-\$1.50 E	-\$4.63 E
2019	-\$1.59 A	-\$1.87 A	-\$1.81 A	-\$1.60 A	-\$6.86 A

*Quarterly figures may not add up to annual.

P/E TTM	NA
P/E F1	NA
PEG F1	NA
P/S TTM	14.4

The data in the charts and tables, including the Zacks Consensus EPS and Sales estimates, is as of 08/25/2020. The reports text is as of 08/26/2020.

Overview

Cambridge, MA-based Agios Pharmaceuticals, Inc. is a biopharmaceutical company focused on development of treatments for cancer and rare genetic metabolic disorders, a subset of orphan genetic metabolic diseases.

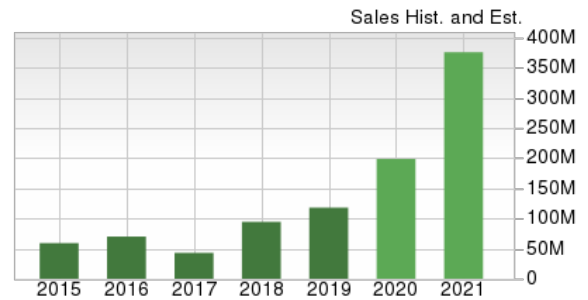
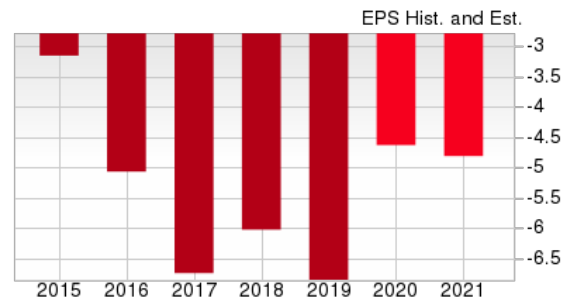
In July 2018, Agios' wholly owned product Tibsovo, an IDHm inhibitor, received FDA approval for relapsed/refractory acute myeloid leukemia (AML) with a susceptible IDH1 mutation as detected by an FDA-approved test. The candidate is also under review in the EU. Last June, Agios out-licensed rights to market Tibsovo in China to CStone Pharmaceuticals for the given indication. Tibsovo recorded sales of 59.9 million in 2019.

Notably, IDH1 and IDH2 mutations are found in a wide range of hematological malignancies and solid tumors including AML, chondrosarcoma and cholangiocarcinoma where both the treatment options and prognosis for patients are poor.

Agios developed another product, Idhifa, in collaboration with Celgene Corporation, a wholly owned subsidiary of Bristol-Myers Squibb Company. In June, 2020 Agios divested its tiered, sales-based royalty rights on worldwide net sales of Idhifa along with rights to receive up to \$55 million in outstanding regulatory milestone payments from Bristol Myers, to Royalty Pharma for \$255 million. Agios will continue to co-promote Idhifa and receive reimbursement from Bristol Myers and continues to conduct certain clinical development activities under its 2010 collaboration agreement with Bristol-Myers.

Agios' rare genetic diseases candidate, mitapivat, is being developed for treating patients with (PK) deficiency. The company's other pipeline candidates are vorasidenib and AG-270, which are being developed for various cancer indications.

In 2019, the company generated \$117.9 million in total revenues, reflecting a rise of 24.9% year over year.



Reasons To Buy:

- ▲ **Tibsovo Approval, a Huge Boost:** The FDA approval of Tibsovo in July 2018 offered a huge boost to the company given the immense commercial potential in the target market - AML patients with IDH-1 mutation. The FDA approval also lowered the company's heavy dependence solely on Celgene for revenues as Tibsovo is Agios' wholly owned product. Tibsovo contributed to around 50% of Agios' total revenues in 2019. In 2020, the company expects product sales from Tibsovo in the range of \$105-115 million.

FDA approval of leukemia drug Tibsovo was a huge boost for Agios. The drug's label expansion studies are also advancing well.

The drug is also under review in the EU for the same 0 wherein a tentative approval will further boost growth.

- ▲ **Tibsovo Label Expansion Studies Promising:** In May 2019, Tibsovo was approved by the FDA in the first-line setting. This nod was crucial as it expands the drug's eligible patient population and should drive sales higher in the future quarters.

Meanwhile, Tibsovo is being evaluated in combination with Celgene's Vidaza for treating newly diagnosed AML patients, who are ineligible for intensive chemotherapy. Agios plans to conclude enrollment in the study by 2021.

Tibsovo is also being evaluated in the phase III ClarIDHy study in previously-treated patients with IDH1 mutant cholangiocarcinoma, also called bile-duct cancer. In May 2019, Tibsovo met the primary endpoint of this study. The company plans to report mature overall survival data from the above-mentioned study in the third quarter of 2020. If the data is found positive, Agios expects to file an sNDA for the above indication in the first quarter of 2021.

Meanwhile, last December, the FDA granted Breakthrough Therapy designation to Tibsovo for treating relapsed/refractory myelodysplastic syndrome (MDS) in adult patients with a susceptible IDH1 mutation. Additional enrollment completion in this study is expected in 2021.

- ▲ **Promising Early-Stage Pipeline:** Agios' rare genetic diseases candidate, mitapivat, is being developed for treating patients with (PK) deficiency. It is conducting the single-arm ACTIVATE-T study for addressing PK in patients who are on regular blood transfusions, and also the ACTIVATE study for treating PK deficiency in patients with no regular blood transfusions. Top-line data from both studies is awaited between 2020 end and mid-2021.

Meanwhile, mitapivat is also being developed for sickle cell disease and thalassemia. In June 2020, management announced that a clinical proof-of-concept has been established in the phase I study on mitapivat for patients with sickle cell disease based on a preliminary analysis. The company already received an orphan drug designation from the FDA for mitapivat to treat thalassemia.

Agios' other product candidates are vorasidenib and AG-270. The company is currently enrolling patients in the registration-enabling phase III INDIGO study on vorasidenib for treating low grade (grade 2) glioma with an IDH1 or IDH 2 mutation.

AG-270 is being developed in a phase I study for addressing multiple tumor types carrying methylthioadenosine phosphorylase (MTAP)-deleted tumors. Moreover, in March 2020, the FDA cleared an investigational new drug (IND) application for AG-946, a next-generation pyruvate kinase-R (PKR) activator. A phase I study on the same for the potential treatment of hemolytic anemias is expected to begin in the third quarter of 2020.

Successful development and potential commercialization of these candidates will drive the company's growth in the future.

- ▲ **Royalty Pharma Deal Boost Cash Position:** Per management, the amount received from Royalty Pharma for royalty rights on global net sales of Idhifa is a non-dilutive funding. This provides Agios with extra financial flexibility to continue investing and advance its promising clinical pipeline. These proceeds from the deal will help Agios fund its exciting pipeline that will bode well for the long haul.

- ▲ **Favorable Debt Profile:** Agios has an encouraging debt profile. As of Jun 30, 2020, the company's total debt (current and long-term debt) was approximately \$109 million. Its cash, cash equivalents and marketable securities were approximately \$790 million as of the end of June 2020. Hence the company has enough resources to meet its total obligations. Agios is less likely to file for bankruptcy in case of insolvency.

Reasons To Sell:

▼ **Shares Underperforming Industry:** Shares of Agios have lagged its industry year to date. The stock has lost 19.1%, wider than the industry's decline of 3.6%.

▼ **Pipeline Setback:** In December 2016, company announced its decision to discontinue the development of AG-519. The decision was taken after the verbal notification of a clinical hold by the FDA, which led the company to withdraw its investigational new drug application for the candidate. The decision to discontinue the development of AG-519 was disappointing.

In 2020, Agios discontinued the in-house development of AG-636 due to limited enrollment, which was in the phase I development for treating advanced lymphoma. Similar setbacks in the future will hurt the stock significantly.

▼ **Dependence on Royalties for Pipeline Progress:** The company depends heavily on revenues, which it earns in the form of collaboration revenues and royalty revenues on Idhifa sales from related parties. The discovery phase under the 2010 agreement concluded in April 2016 hence Agios no longer receives payments from Celgene with respect to extensions of the discovery phase under the agreement. Meanwhile, in December 2019, Celgene withdrew the marketing application for Idhifa in Europe.

In March 2020, Celgene declined to extend the metabolic immuno-oncology research collaboration with Agios. Further, it decided not to exercise its option to gain the rights to AG-270,.

Notably, in September 2018, following the termination of the vorasidenib (formerly AG-881) agreement, Agios acquired the worldwide rights to vorasidenib from partner Celgene. The candidate was earlier jointly developed by the companies. Agios now needs funds to develop this candidate further.

Agios is highly dependent on Celgene for royalties and regular funds. Pipeline setbacks too remain a threat as well.

Last Earnings Report

Agios' Q2 Loss Narrower Than Expected, Revenues Surpass

Agios reported second-quarter 2020 loss of \$1.31 per share, narrower than the Zacks Consensus Estimate of a loss of \$1.42 as well as the year-ago loss of \$1.87.

Total revenues of \$37.3 million were above the Zacks Consensus Estimate of \$35 million. The top line also grew year over year, driven by a 101% increase in Tibsovo sales.

Tibsovo generated sales worth \$27.6 million in the second quarter, reflecting a sequential increase of 21.5%, driven by a strong uptake of the drug. Tibsovo total number of unique prescribers was expanded by 15% from the previous quarter. In 2020, the company expects Tibsovo sales in the range of \$105-115 million.

Royalty revenues earned from Celgene, now part of Bristol-Myers, were \$3.3 million in the reported quarter on Idhifa's net sales.

Collaboration revenues were \$6.4 million in the quarter compared with \$9.8 million in the year-ago period.

Research & development expenses declined 15.4% year over year to \$90.9 million owing to the ramp-down of clinical studies for pipeline development.

General and administrative expenses increased 11.1% year over year to \$36 million on account of higher infrastructure costs.

Agios ended the second quarter with cash, cash equivalents and marketable securities of \$794 million, higher than the sequential quarter's \$613.1 million. The company expects this cash balance and revenues recognized from Tibsovo plus royalties to effectively fund its current operational plans for at least through the end of 2022.

Quarter Ending 06/2020

Report Date	Jul 30, 2020
Sales Surprise	5.62%
EPS Surprise	7.75%
Quarterly EPS	-1.31
Annual EPS (TTM)	-5.31

Recent News

Proof-of-Concept Established in Sickle Cell Disease Study on Mitapivat – Jun 12

Agios announced that based on a preliminary analysis, clinical proof-of-concept has been established in the phase I study on mitapivat for patients with sickle cell disease.

Divests Idhifa Royalty Rights to Royalty Pharma – Jun 12

Agios announced that it has sold tiered, sales-based royalty rights on worldwide net sales of Bristol Myers' Idhifa along with rights to receive up to \$55 million in outstanding regulatory milestone payments from the latter, to Royalty Pharma for \$255 million.

Orphan Drug Tag for Mitapivat to Treat Thalassemia – Jun 8

Agios announced that the FDA has granted an orphan drug designation to its first-in-class pyruvate kinase-R (PKR) activator mitapivat for the treatment of patients with thalassemia. The candidate is an investigational, oral, small molecule allosteric activator of wild-type and a variety of mutated PKR enzymes.

Valuation

Agios' shares are down 19.1% in the year-to-date period and up 1.1% over the trailing 12-month period. Stocks in the Zacks sub-industry and the Zacks Medical sector are down 3.6% and up 0.5% in the year-to-date period, respectively. Over the past year, the Zacks sub-industry is down 3.3% while the sector is up 10.2%.

The S&P 500 index is up 6.9% in the year-to-date period and up 20.3% in the past year.

The stock is currently trading at 4.78X trailing 12-month book value, which compares to 3.09X for the Zacks sub-industry, 3.85X for the Zacks sector and 4.66X for the S&P 500 index.

Over the past five years, the stock has traded as high as 11.25X and as low as 2.90X, with a 5-year median of 5.49X. Our Neutral recommendation indicates that the stock will perform in-line with the market. Our \$41.00 price target reflects, 5.07X trailing 12-month book value.

The table below shows summary valuation data for AGIO

Valuation Multiples - AGIO					
		Stock	Sub-Industry	Sector	S&P 500
P/B TTM	Current	4.78	3.09	3.85	4.66
	5-Year High	11.25	3.48	5.07	4.66
	5-Year Low	2.9	2.2	2.94	2.83
	5-Year Median	5.49	2.82	4.29	3.76
P/S TTM	Current	14.33	4.09	3.14	3.81
	5-Year High	134.36	4.23	3.82	3.81
	5-Year Low	13.52	2.7	2.29	2.44
	5-Year Median	34.34	3.72	3.19	3.23

As of 08/25/2020

Industry Analysis Zacks Industry Rank: Bottom 28% (181 out of 252)



Top Peers

Company (Ticker)	Rec	Rank
AbbVie Inc. (ABBV)	Neutral	3
ASLAN Pharmaceuticals Ltd. (ASLN)	Neutral	3
AstraZeneca PLC (AZN)	Neutral	3
Bayer Aktiengesellschaft (BAYRY)	Neutral	4
Jazz Pharmaceuticals PLC (JAZZ)	Neutral	3
Eli Lilly and Company (LLY)	Neutral	3
Novartis AG (NVS)	Neutral	3
Pfizer Inc. (PFE)	Neutral	3

Industry Comparison Industry: Medical - Products				Industry Peers		
	AGIO	X Industry	S&P 500	ABBV	ASLN	AZN
Zacks Recommendation (Long Term)	Neutral	-	-	Neutral	Neutral	Neutral
Zacks Rank (Short Term)	3	-	-	3	3	3
VGM Score	F	-	-	B	C	B
Market Cap	2.67 B	332.76 M	23.77 B	166.00 B	51.28 M	149.62 B
# of Analysts	6	3	14	6	2	5
Dividend Yield	0.00%	0.00%	1.65%	5.02%	0.00%	1.54%
Value Score	F	-	-	B	F	C
Cash/Price	0.29	0.13	0.07	0.04	0.27	0.04
EV/EBITDA	-4.87	-0.26	13.35	20.25	-1.23	23.60
PEG Ratio	NA	4.18	3.03	1.51	NA	1.69
Price/Book (P/B)	4.78	3.55	3.17	11.27	NA	10.95
Price/Cash Flow (P/CF)	NA	17.50	12.81	9.10	NA	18.00
P/E (F1)	NA	39.13	21.72	8.99	NA	28.11
Price/Sales (P/S)	14.36	5.42	2.47	4.58	NA	5.82
Earnings Yield	-11.99%	-1.31%	4.45%	11.12%	-26.25%	3.56%
Debt/Equity	0.18	0.14	0.75	5.57	-2.26	1.14
Cash Flow (\$/share)	-6.90	-0.00	6.93	10.33	-0.73	3.17
Growth Score	D	-	-	C	A	A
Hist. EPS Growth (3-5 yrs)	NA%	10.79%	10.41%	21.34%	NA	-2.71%
Proj. EPS Growth (F1/F0)	32.48%	7.84%	-4.92%	16.98%	43.92%	15.89%
Curr. Cash Flow Growth	18.64%	4.10%	5.20%	8.78%	-43.94%	2.12%
Hist. Cash Flow Growth (3-5 yrs)	NA%	7.74%	8.50%	19.92%	NA	-0.86%
Current Ratio	13.15	3.00	1.33	0.86	3.23	0.82
Debt/Capital	15.49%	14.85%	44.20%	84.78%	NA	53.34%
Net Margin	-182.49%	-25.78%	10.25%	19.20%	NA	8.36%
Return on Equity	-59.71%	-8.55%	14.66%	-628.57%	-10,427.34%	37.72%
Sales/Assets	0.22	0.51	0.51	0.37	NA	0.43
Proj. Sales Growth (F1/F0)	68.41%	0.00%	-1.45%	36.62%	0.00%	7.75%
Momentum Score	A	-	-	D	D	F
Daily Price Chg	1.21%	0.30%	-0.03%	-0.48%	-0.62%	0.44%
1 Week Price Chg	-2.42%	-0.49%	-1.45%	-0.22%	0.00%	0.94%
4 Week Price Chg	-24.70%	-2.72%	3.76%	-2.74%	-5.88%	1.23%
12 Week Price Chg	-26.14%	0.00%	5.99%	3.32%	-16.23%	4.18%
52 Week Price Chg	1.05%	4.93%	4.07%	43.23%	5.96%	27.03%
20 Day Average Volume	664,368	269,144	1,880,903	6,857,083	58,989	4,280,897
(F1) EPS Est 1 week change	0.00%	0.00%	0.00%	0.00%	0.00%	0.00%
(F1) EPS Est 4 week change	0.82%	2.35%	1.03%	0.06%	0.00%	-0.20%
(F1) EPS Est 12 week change	2.70%	2.35%	3.40%	-0.96%	-5.06%	0.70%
(Q1) EPS Est Mthly Chg	-4.44%	0.00%	0.00%	1.18%	0.00%	-2.86%

Zacks Stock Rating System

We offer two rating systems that take into account investors' holding horizons: Zacks Rank and Zacks Recommendation. Each provides valuable insights into the future profitability of the stock and can be used separately or in combination with each other depending on your investment style.

Zacks Recommendation

The Zacks Recommendation aims to predict performance over the next 6 to 12 months. The foundation for the quantitatively determined Zacks Recommendation is trends in the company's estimate revisions and earnings outlook. The Zacks Recommendation is broken down into 3 Levels; Outperform, Neutral and Underperform. Unlike many Wall Street firms, we have an excellent balance between the number of Outperform and Neutral recommendations. Our team of 70 analysts are fully versed in the benefits of earnings estimate revisions and how that is harnessed through the Zacks quantitative rating system. But we have given our analysts the ability to override the Zacks Recommendation for the 1200 stocks that they follow. The reason for the analyst over-rides is that there are often factors such as valuation, industry conditions and management effectiveness that a trained investment professional can spot better than a quantitative model.

Zacks Rank

The Zacks Rank is our short-term rating system that is most effective over the one- to three-month holding horizon. The underlying driver for the quantitatively-determined Zacks Rank is the same as the Zacks Recommendation, and reflects trends in earnings estimate revisions.

Zacks Style Scores

The Zacks Style Score is as a complementary indicator to the Zacks rating system, giving investors a way to focus on the highest rated stocks that best fit their own stock picking preferences.

Academic research has proven that stocks with the best Value, Growth and Momentum characteristics outperform the market. The Zacks Style Scores rate stocks on each of these individual styles and assigns a rating of A, B, C, D and F. We also produce the VGM Score (V for Value, G for Growth and M for Momentum), which combines the weighted average of the individual Style Scores into one score. This is perfectly suited for those who want their stocks to have the best scores across the board.

Value Score	F
Growth Score	D
Momentum Score	A
VGM Score	F

As an investor, you want to buy stocks with the highest probability of success. That means buying stocks with a Zacks Recommendation of Outperform, which also has a Style Score of an A or a B.

Disclosures

This report contains independent commentary to be used for informational purposes only. The analysts contributing to this report do not hold any shares of this stock. The analysts contributing to this report do not serve on the board of the company that issued this stock. The EPS and revenue forecasts are the Zacks Consensus estimates, unless indicated otherwise on the reports first page. Additionally, the analysts contributing to this report certify that the views expressed herein accurately reflect the analysts personal views as to the subject securities and issuers. ZIR certifies that no part of the analysts compensation was, is, or will be, directly or indirectly, related to the specific recommendation or views expressed by the analyst in the report.

Additional information on the securities mentioned in this report is available upon request. This report is based on data obtained from sources we believe to be reliable, but is not guaranteed as to accuracy and does not purport to be complete. Any opinions expressed herein are subject to change.

ZIR is not an investment advisor and the report should not be construed as advice designed to meet the particular investment needs of any investor. Prior to making any investment decision, you are advised to consult with your broker, investment advisor, or other appropriate tax or financial professional to determine the suitability of any investment. This report and others like it are published regularly and not in response to episodic market activity or events affecting the securities industry.

This report is not to be construed as an offer or the solicitation of an offer to buy or sell the securities herein mentioned. ZIR or its officers, employees or customers may have a position long or short in the securities mentioned and buy or sell the securities from time to time. ZIR is not a broker-dealer. ZIR may enter into arms-length agreements with broker-dealers to provide this research to their clients. Zacks and its staff are not involved in investment banking activities for the stock issuer covered in this report.

ZIR uses the following rating system for the securities it covers. **Outperform-** ZIR expects that the subject company will outperform the broader U.S. equities markets over the next six to twelve months. **Neutral-** ZIR expects that the company will perform in line with the broader U.S. equities markets over the next six to twelve months. **Underperform-** ZIR expects the company will underperform the broader U.S. equities markets over the next six to twelve months.

No part of this report can be reprinted, republished or transmitted electronically without the prior written authorization of ZIR.