

Corcept Therapeutics (CORT)

\$11.86 (As of 01/07/20)

Price Target (6-12 Months): **\$14.00**

Long Term: 6-12 Months

Zacks Recommendation: **Outperform**

(Since: 01/06/20)

Prior Recommendation: Neutral

Short Term: 1-3 Months

Zacks Rank: (1-5)

2-Buy

Zacks Style Scores:

VGM:A

Value: B

Growth: A

Momentum: D

Summary

Corcept is making good progress with its Cushing's syndrome drug Korlym. The drug has witnessed higher sales and a strong uptake since its approval. Korlym's label expansion programs are also encouraging and should boost its commercial potential in future quarters. Corcept is also making attempts to develop its pipeline with its most advanced candidate relacorilant, currently under evaluation in a phase III study for Cushing's syndrome. The successful development of its pipeline candidates will further boost the company's portfolio and lead to increased sales. However, Corcept is solely dependent on Korlym for growth. A decline in Korlym sales will hinder the company's growth prospects in the future quarters. Shares of the company have underperformed the industry in the past year.

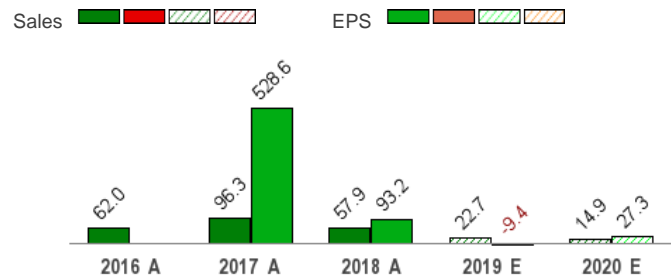
Price, Consensus & Surprise



Data Overview

52 Week High-Low	\$17.48 - \$9.14
20 Day Average Volume (sh)	695,668
Market Cap	\$1.4 B
YTD Price Change	-2.0%
Beta	1.27
Dividend / Div Yld	\$0.00 / 0.0%
Industry	Medical - Drugs
Zacks Industry Rank	Top 31% (80 out of 254)

Sales and EPS Growth Rates (Y/Y %)



Last EPS Surprise	15.8%
Last Sales Surprise	5.1%
EPS F1 Est- 4 week change	0.0%
Expected Report Date	02/24/2020
Earnings ESP	0.0%
P/E TTM	13.0
P/E F1	12.1
PEG F1	NA
P/S TTM	4.8

Sales Estimates (millions of \$)

	Q1	Q2	Q3	Q4	Annual*
2020					354 E
2019	65 A	72 A	82 A	89 E	308 E
2018	58 A	62 A	64 A	67 A	251 A

EPS Estimates

	Q1	Q2	Q3	Q4	Annual*
2020	\$0.17 E	\$0.19 E	\$0.20 E	\$0.22 E	\$0.98 E
2019	\$0.20 A	\$0.25 A	\$0.22 A	\$0.24 E	\$0.77 E
2018	\$0.19 A	\$0.20 A	\$0.22 A	\$0.24 A	\$0.85 A

*Quarterly figures may not add up to annual.

The data in the charts and tables, including the Zacks Consensus EPS and Sales estimates, is as of 01/07/2020. The reports text is as of 01/08/2020.

Overview

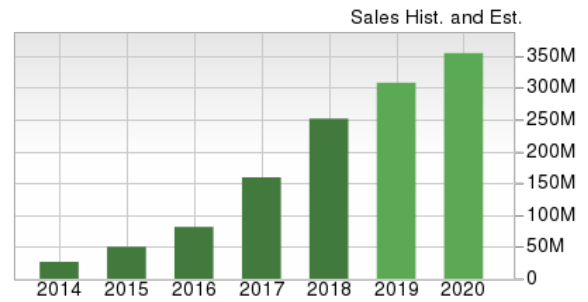
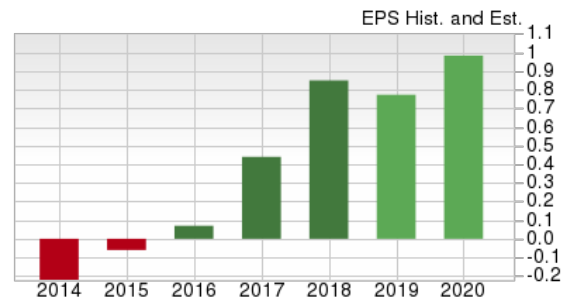
Menlo Park, CA-based Corcept is focused on the discovery, development and commercialization of drugs for the treatment of severe metabolic, psychiatric and oncology disorders which are associated with the activity of the hormone cortisol, also known as the stress hormone.

Corcept's only marketed drug, Korlym (mifepristone), is approved for the once-daily oral treatment of hyperglycemia secondary to hypercortisolism in adult patients with endogenous Cushing's syndrome, suffering from type II diabetes or glucose intolerance and who have failed surgery or are not suitable for surgery. The drug was launched in Apr 2012. Korlym recorded sales of \$251.2 million in 2018.

The company is conducting a phase I/II study on Korlym, in combination with Merck's Keytruda (pembrolizumab) for the treatment of treat patients with advanced HER2-negative and triple-negative breast cancer (TNBC). Several other label expansion studies on Korlym are also currently under evaluation.

Other candidates in the company's pipeline include CORT125134 (relacorilant), exicorilant (formerly CORT125281) and miricorilant (formerly CORT118335).

The company's revenues in 2018 summed \$251.2 million, up 57.7% year over year.



Reasons To Buy:

▲ **Promising Growth Prospects for Korlym:** Corcept's lead drug Korlym approved for treating Cushing's syndrome has been a consistent revenue driver since its approval. The company increased the size of its sales force significantly and is targeting Cushing's disease patients who would benefit from the drug but are yet to be on the medication. Korlym enjoys orphan drug designation in the United States and Europe for addressing endogenous Cushing's syndrome. Revenues are rising as more physicians are prescribing Korlym to patients. Moreover, patients taking Korlym successfully overcame the insurance reauthorization hurdle faced in first-quarter 2019 and the number of patients receiving Korlym and physicians prescribing the medicine increased during the first half of 2019.

Korlym's growth prospects look promising. Corcept's efforts on label expansion of the drug are also encouraging and bode well for long-term growth.

▲ **Label Expansion of Korlym:** Corcept is currently working on developing Korlym for additional indications. We expect a successful label expansion of Korlym to boost the top line significantly, as the disease represents huge potential in the United States. Korlym is also being combined with Merck's Keytruda for treating patients with advanced HER2-negative and triple-negative breast cancer (TNBC). Meanwhile, the University of Chicago is conducting a phase II study on Korlym, in combination with Xtandi, for the treatment of metastatic, castration-resistant prostate cancer (CRPC). The institution is also conducting a phase II study on Korlym, in combination with Abraxane, for the treatment of patients with TNBC. The study will be conducted in collaboration with Corcept and Celgene.

Corcept has exclusive licensed patents from the University of Chicago covering the use of its cortisol modulator Korlym combined with anticancer agents to treat TNBC and CRPC.

▲ **Other Compounds in Development:** Corcept is evaluating CORT125134 in phase II for the treatment of Cushing's syndrome. The international and United States regulatory authorities have given CORT125134 its generic name relacorilant.

Corcept dosed the first patient in the phase III GRACE study of relacorilant to treat Cushing's syndrome. The GRACE study is being conducted to confirm relacorilant's positive phase II results and provide the basis for its approval in the United States and Europe. The company plans to submit a new drug application (NDA) for relacorilant in the fourth quarter of 2021. Both the FDA and the EMA designated relacorilant as an Orphan Drug for the treatment of Cushing's syndrome. Corcept plans to start a placebo-controlled study of relacorilant in the first quarter of 2020 in patients whose Cushing's syndrome is caused by adrenal adenoma.

A phase II probe on relacorilant plus Abraxane is currently underway for treating ovarian cancer. The company plans to enroll 180 patients across the United States and Europe. It also plans to start a phase III study on the same combo for treating metastatic pancreatic cancer and is seeking the FDA support to be able to gain the fastest nod for the indication. The European Commission granted relacorilant an orphan drug designation for treating pancreatic cancer.

Corcept is advancing its selective cortisol modulator exicorilant, formerly CORT125281, as a treatment for patients with metastatic castration-resistant prostate cancer. Corcept is dosing patients in its phase I/II study of exicorilant, a combined regime with Pfizer's Xtandi, to treat patients afflicted with metastatic castration-resistant prostate cancer.

Corcept's lead compound for metabolic disorders is miricorilant, formerly known as CORT118335. In November 2019, the company announced positive top-line results from the phase Ib study on miricorilant for the reduction of weight-gain caused by antipsychotic. Moreover, Corcept is conducting a phase II study on miricorilant for addressing the reversal of antipsychotic-induced weight gain. The company is also advancing miricorilant as a treatment for NASH and plans to initiate a phase II study in 2020 for the same.

Approval of these candidates is key to long-term growth at Corcept, given the lucrative market that it targets

Risks

- **Dependence on Korlym for Growth:** Corcept is solely dependent on Korlym for revenues. A decline in Korlym sales will largely hinder the company's growth prospects. Notably, Korlym faces stiff competition from Novartis' drug Signifor, approved for the treatment of adult patients with Cushing's disease, who are not candidates for pituitary surgery or for whom, surgery failed. In July 2019, Novartis sold worldwide rights to Signifor to the Italian pharmaceutical company Ricordati S.p.A. This competition has been quite a drag as Corcept is heavily reliant on Korlym for growth. Moreover, Strongbridge Biopharma's cortisol synthesis inhibitor levoketoconazole received an orphan drug designation in the United States and the EU to treat Cushing's syndrome.
 - **Setback for Korlym:** Corcept's efforts to expand Korlym's label received a setback in May 2014, when it announced that it discontinued a late-stage study on Korlym for the treatment of psychotic depression. This came on the heels of an interim analysis that revealed that the study failed to meet its primary endpoint. Thereafter, the Independent Data Monitoring Committee declared that the study was unlikely to generate a statistically significant result even after full enrollment. Similar setbacks will be detrimental to the company's growth prospects.
-

Last Earnings Report

Corcept Earnings Beat in Q3, Korlym Boosts Sales

The company reported third-quarter 2019 earnings of 22 cents per share, surpassing the Zacks Consensus Estimate of 19 cents and also the year ago quarter's figure of 14 cents.

Additionally, earnings included the impact of stock-based compensation and the utilization of deferred tax assets. Taking this into account, adjusted earnings came in at 31 cents per share compared with 22 cents in the year-ago quarter.

Revenues in the reported quarter rose 26.6% from the prior-year period to \$81.5 million, primarily backed by higher sales and the strong uptake of Corcept's Cushing's syndrome drug Korlym. Sales also beat the Zacks Consensus Estimate of \$78 million.

Research and development expenses increased 20.6% to \$22.8 million. Selling, general and administrative expenses also escalated 13.6% to \$24.2 million.

Pipeline Update

Corcept's lead candidate relacorilant is being evaluated in the phase III GRACE study to treat Cushing's syndrome. Dosing is currently ongoing in the above-mentioned study at sites across the United States, Canada and Europe.

Earlier, Cushing's syndrome patients in a phase II study exhibited meaningful improvements in glucose control and hypertension. The GRACE study is being conducted to confirm relacorilant's positive phase II results and provide the basis for its approval in the United States and Europe. The company plans to submit an NDA for relacorilant in the fourth quarter of 2021.

Corcept plans to commence a placebo-controlled study of relacorilant in the first quarter of 2020 in patients whose Cushing's syndrome is caused by adrenal adenoma.

This apart, a phase II study on relacorilant and Celgene's Abraxane is currently underway for the treatment of ovarian cancer. Enrolment of patients in the same is on. Corcept also plans to start a phase III study on the same combo for metastatic pancreatic cancer and is seeking an FDA guidance regarding the fastest path to approval for that indication.

Corcept announced positive top-line results from the phase Ib study on another candidate called miricorilant for the reduction of weight-gain caused by antipsychotic. Data from the study showed that at the first dose level, healthy patients who received the combo of Eli Lilly's Zyprexa (olanzapine) and miricorilant gained less weight compared to those who received olanzapine + placebo.

Corcept is also advancing miricorilant as a treatment for NASH, a serious and widespread liver disorder, and plans to initiate a double-blind, placebo-controlled phase II study in 2020.

2019 Guidance

Corcept narrowed the lower end of its revenue guidance for 2019. The company now expects the same in the range of \$300-\$315 million compared with the previous view of \$285-\$315 million.

Quarter Ending **09/2019**

Report Date	Nov 07, 2019
Sales Surprise	5.05%
EPS Surprise	15.79%
Quarterly EPS	0.22
Annual EPS (TTM)	0.91

Recent News

Appoints New Board of Director – Sep 18

Corcept announced that it has appointed Ms. Kimberly Park as its new board of director.

Gets U.S. Patent Covering Korlym with Food — Aug 28

Corcept announced that it has received a Notice of Allowance from the United States Patent and Trademark Office for a new patent covering the administration of Korlym with food, which is valid through November 2032.

Valuation

Corcept's shares are down 14.4% over the trailing 12-month period. Over the past year, the Zacks sub-industry is up 0.2% and the sector is up 4.8%.

The S&P 500 index is up 24.6% in the past year.

The stock is currently trading at 3.82X forward 12-month sales per share, which compares to 2.67X for the Zacks sub-industry, 2.81X for the Zacks sector and 3.48X for the S&P 500 index.

Over the past five years, the stock has traded as high as 13.61X and as low as 3.55X, with a 5-year median of 6.07X. Our Outperform recommendation indicates that the stock will perform better than the market. Our \$14.00 price target reflects 4.50X forward 12-month sales per share.

The table below shows summary valuation data for CORT

Valuation Multiples - CORT					
		Stock	Sub-Industry	Sector	S&P 500
P/S F12M	Current	3.82	2.67	2.81	3.48
	5-Year High	13.61	3.69	3.8	3.48
	5-Year Low	3.55	2.29	2.42	2.54
	5-Year Median	6.07	2.78	2.93	3
P/B TTM	Current	4.05	1.55	4.48	4.43
	5-Year High	72.98	12.89	5.01	4.45
	5-Year Low	N/A	0.95	3.42	2.85
	5-Year Median	21.42	2.49	4.27	3.6

As of 01/07/2020

Industry Analysis Zacks Industry Rank: Top 31% (80 out of 254)



Top Peers

Pfizer Inc. (PFE)	Outperform
AbbVie Inc. (ABBV)	Neutral
Bristol-Myers Squibb Company (BMY)	Neutral
Gilead Sciences, Inc. (GILD)	Neutral
Johnson & Johnson (JNJ)	Neutral
Novartis AG (NVS)	Neutral
Strongbridge Biopharma PLC (SBBP)	Neutral
Spectrum Pharmaceuticals, Inc. (SPPI)	Neutral

Industry Comparison Industry: Medical - Drugs				Industry Peers		
	CORT Outperform	X Industry	S&P 500	BMY Neutral	NVS Neutral	SBBP Neutral
VGM Score	A	-	-	A	C	D
Market Cap	1.36 B	119.53 M	23.72 B	104.16 B	216.53 B	113.29 M
# of Analysts	6	2	13	6	5	3
Dividend Yield	0.00%	0.00%	1.79%	2.82%	1.95%	0.00%
Value Score	B	-	-	A	B	D
Cash/Price	0.17	0.28	0.04	0.32	0.04	0.73
EV/EBITDA	12.16	-1.86	13.90	14.54	10.60	0.65
PEG Ratio	NA	1.32	2.00	0.85	1.95	NA
Price/Book (P/B)	4.03	3.25	3.34	5.87	4.12	1.42
Price/Cash Flow (P/CF)	18.10	10.11	13.67	14.59	11.60	2.50
P/E (F1)	12.10	14.53	18.72	11.05	16.66	NA
Price/Sales (P/S)	4.75	5.85	2.66	4.31	4.48	5.49
Earnings Yield	8.26%	-14.64%	5.31%	9.04%	6.00%	-32.54%
Debt/Equity	0.00	0.03	0.72	1.37	0.42	0.00
Cash Flow (\$/share)	0.66	-0.56	6.94	4.38	8.15	0.84
Growth Score	A	-	-	B	C	F
Hist. EPS Growth (3-5 yrs)	200.22%	8.54%	10.56%	20.32%	0.15%	NA
Proj. EPS Growth (F1/F0)	27.16%	19.67%	7.42%	29.40%	8.45%	31.21%
Curr. Cash Flow Growth	43.98%	13.56%	14.83%	24.21%	6.18%	-181.37%
Hist. Cash Flow Growth (3-5 yrs)	30.76%	8.32%	9.00%	13.59%	2.20%	56.10%
Current Ratio	8.25	3.65	1.23	3.83	0.95	4.24
Debt/Capital	0.00%	8.10%	42.92%	57.87%	29.33%	0.00%
Net Margin	30.41%	-118.66%	11.08%	23.53%	24.43%	211.37%
Return on Equity	29.08%	-67.23%	17.16%	45.49%	20.86%	45.77%
Sales/Assets	0.86	0.29	0.55	0.53	0.37	0.14
Proj. Sales Growth (F1/F0)	15.11%	10.87%	4.15%	64.75%	2.86%	36.81%
Momentum Score	D	-	-	A	D	A
Daily Price Chg	-0.59%	0.00%	0.10%	1.51%	-1.00%	3.47%
1 Week Price Chg	-1.30%	0.00%	-0.30%	-2.12%	-0.61%	-6.10%
4 Week Price Chg	-14.06%	3.31%	2.33%	2.96%	1.81%	16.11%
12 Week Price Chg	-17.41%	4.55%	7.02%	23.35%	8.97%	6.09%
52 Week Price Chg	-14.12%	-18.99%	24.61%	33.22%	8.95%	-56.46%
20 Day Average Volume	695,668	211,064	1,589,897	12,125,843	1,238,568	360,056
(F1) EPS Est 1 week change	0.00%	0.00%	0.00%	0.06%	0.00%	0.00%
(F1) EPS Est 4 week change	0.00%	0.00%	0.00%	1.92%	-0.07%	0.00%
(F1) EPS Est 12 week change	3.33%	0.44%	-0.56%	13.05%	-1.77%	16.13%
(Q1) EPS Est Mthly Chg	0.00%	0.00%	0.00%	14.50%	NA	NA

Zacks Stock Rating System

We offer two rating systems that take into account investors' holding horizons: Zacks Rank and Zacks Recommendation. Each provides valuable insights into the future profitability of the stock and can be used separately or in combination with each other depending on your investment style.

Zacks Recommendation

The Zacks Recommendation aims to predict performance over the next 6 to 12 months. The foundation for the quantitatively determined Zacks Recommendation is trends in the company's estimate revisions and earnings outlook. The Zacks Recommendation is broken down into 3 Levels; Outperform, Neutral and Underperform. Unlike many Wall Street firms, we have an excellent balance between the number of Outperform and Neutral recommendations. Our team of 70 analysts are fully versed in the benefits of earnings estimate revisions and how that is harnessed through the Zacks quantitative rating system. But we have given our analysts the ability to override the Zacks Recommendation for the 1200 stocks that they follow. The reason for the analyst over-rides is that there are often factors such as valuation, industry conditions and management effectiveness that a trained investment professional can spot better than a quantitative model.

Zacks Rank

The Zacks Rank is our short-term rating system that is most effective over the one- to three-month holding horizon. The underlying driver for the quantitatively-determined Zacks Rank is the same as the Zacks Recommendation, and reflects trends in earnings estimate revisions.

Zacks Style Scores

The Zacks Style Score is as a complementary indicator to the Zacks rating system, giving investors a way to focus on the highest rated stocks that best fit their own stock picking preferences.

Academic research has proven that stocks with the best Value, Growth and Momentum characteristics outperform the market. The Zacks Style Scores rate stocks on each of these individual styles and assigns a rating of A, B, C, D and F. We also produce the VGM Score (V for Value, G for Growth and M for Momentum), which combines the weighted average of the individual Style Scores into one score. This is perfectly suited for those who want their stocks to have the best scores across the board.

Value Score	B
Growth Score	A
Momentum Score	B
VGM Score	A

As an investor, you want to buy stocks with the highest probability of success. That means buying stocks with a Zacks Recommendation of Outperform, which also has a Style Score of an A or a B.

Disclosures

This report contains independent commentary to be used for informational purposes only. The analysts contributing to this report do not hold any shares of this stock. The analysts contributing to this report do not serve on the board of the company that issued this stock. The EPS and revenue forecasts are the Zacks Consensus estimates, unless indicated otherwise on the reports first page. Additionally, the analysts contributing to this report certify that the views expressed herein accurately reflect the analysts personal views as to the subject securities and issuers. ZIR certifies that no part of the analysts compensation was, is, or will be, directly or indirectly, related to the specific recommendation or views expressed by the analyst in the report.

Additional information on the securities mentioned in this report is available upon request. This report is based on data obtained from sources we believe to be reliable, but is not guaranteed as to accuracy and does not purport to be complete. Any opinions expressed herein are subject to change.

ZIR is not an investment advisor and the report should not be construed as advice designed to meet the particular investment needs of any investor. Prior to making any investment decision, you are advised to consult with your broker, investment advisor, or other appropriate tax or financial professional to determine the suitability of any investment. This report and others like it are published regularly and not in response to episodic market activity or events affecting the securities industry.

This report is not to be construed as an offer or the solicitation of an offer to buy or sell the securities herein mentioned. ZIR or its officers, employees or customers may have a position long or short in the securities mentioned and buy or sell the securities from time to time. ZIR is not a broker-dealer. ZIR may enter into arms-length agreements with broker-dealers to provide this research to their clients. Zacks and its staff are not involved in investment banking activities for the stock issuer covered in this report.

ZIR uses the following rating system for the securities it covers. **Outperform-** ZIR expects that the subject company will outperform the broader U.S. equities markets over the next six to twelve months. **Neutral-** ZIR expects that the company will perform in line with the broader U.S. equities markets over the next six to twelve months. **Underperform-** ZIR expects the company will underperform the broader U.S. equities markets over the next six to twelve months.

No part of this report can be reprinted, republished or transmitted electronically without the prior written authorization of ZIR.