

Infosys Ltd.(INFY)

\$9.27 (As of 06/04/20)

Price Target (6-12 Months): **\$9.70**

Long Term: 6-12 Months

Zacks Recommendation:

Neutral

(Since: 05/05/19)

Prior Recommendation: Underperform

Short Term: 1-3 Months

Zacks Rank: (1-5)

3-Hold

Zacks Style Scores:

VGM:A

Value: B

Growth: A

Momentum: A

Summary

Infosys is benefiting from large deal wins and fast growing digital services. Infosys' focus on Agile Digital and AI-driven Core services is a tailwind. Strong demand for its services in cloud, IoT, cyber security, data and analytics is a key driver. Higher investments by clients in digital transformation, AI and automation are an upside. However, Infosys is suffering from an unfavorable political climate in the United States and the increasing anti-outsourcing sentiment in certain countries. Higher subcontractor costs, and the company's compensation revision with a higher variable pay and incentives are weighing on margins. Further, the company's business is highly prone to the currency volatility between the India rupee and the U.S.

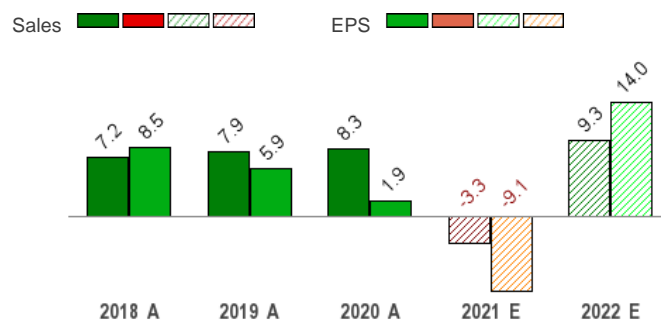
Price, Consensus & Surprise



Data Overview

52 Week High-Low	\$12.08 - \$6.76
20 Day Average Volume (sh)	10,215,892
Market Cap	\$39.3 B
YTD Price Change	-10.2%
Beta	0.70
Dividend / Div Yld	\$0.21 / 2.2%
Industry	Computers - IT Services
Zacks Industry Rank	Top 47% (118 out of 253)

Sales and EPS Growth Rates (Y/Y %)



Last EPS Surprise	0.0%
Last Sales Surprise	-2.2%
EPS F1 Est- 4 week change	0.0%
Expected Report Date	07/10/2020
Earnings ESP	0.0%
P/E TTM	16.9
P/E F1	18.5
PEG F1	2.0
P/S TTM	3.1

Sales Estimates (millions of \$)

	Q1	Q2	Q3	Q4	Annual*
2022	3,146 E	3,267 E	3,403 E	3,415 E	13,505 E
2021	2,936 E	3,050 E	3,155 E	3,202 E	12,360 E
2020	3,131 A	3,210 A	3,243 A	3,197 A	12,780 A

EPS Estimates

	Q1	Q2	Q3	Q4	Annual*
2022	\$0.14 E	\$0.14 E	\$0.15 E	\$0.15 E	\$0.57 E
2021	\$0.12 E	\$0.12 E	\$0.13 E	\$0.14 E	\$0.50 E
2020	\$0.13 A	\$0.13 A	\$0.15 A	\$0.14 A	\$0.55 A

*Quarterly figures may not add up to annual.

The data in the charts and tables, including the Zacks Consensus EPS and Sales estimates, is as of 06/04/2020. The reports text is as of 06/05/2020.

Overview

Headquartered in India, Infosys Technologies enables its clients to leverage its performance by utilizing its proprietary Global Delivery Model ('GDM').

Revenues were almost \$11.80 billion in fiscal 2019.

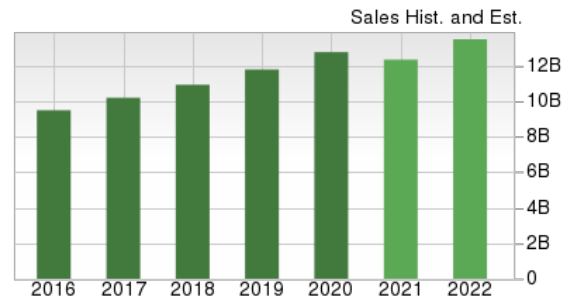
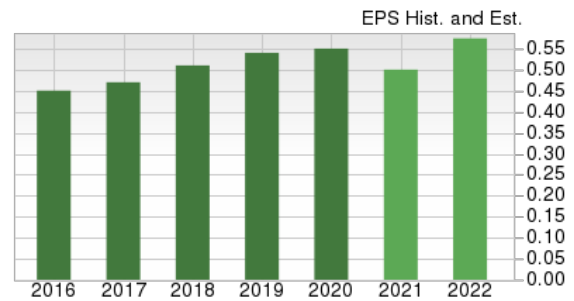
Infosys operates across the following business segments — Financial Services (31% of total revenues), Retail (16%), Communication (13%), Energy, Utilities, resources & Services (13%), Manufacturing (10%), Hi Tech (8%), Life Sciences (6%) and Others (3%). Others include operating segments of businesses in India, Japan, China, Infosys Public Services and other enterprises in Public Services.

Infosys markets its services to large enterprises in North America, Europe and the Asia Pacific region. Some of the services offered by the company are:

Business Process Management (BPM) Services and IT Consulting – Infosys, through its subsidiary Progeon, Ltd., offers its customers the chance to outsource several process-intensive functions related to Customer Relationship Management, Finance and Accounting, and Administration and Sales Order Processing. Also, Infosys' consultants offer technical advice in developing and recommending appropriate IT architecture, hardware and software to deliver IT solutions designed to meet specific business needs of its clients.

Consulting, Package Implementation & Others – Infosys is able to create new customized software solutions for its clients, and can increase the functionality of existing software solutions. Also, the company helps its clients to reduce maintenance costs. Infosys also deploys a small group of on-site consultants for its clients, to help streamline and coordinate its support functions.

Products, Platforms and Others– Infosys helps its customers to convert existing IT Systems to newer technologies and platforms developed by third-party vendors. Also, the company specializes in enterprise resource planning packages developed by vendors such as SAP or Oracle, Business Intelligence packages from vendors such as Business Objects and Cognos, and enterprise application integration packages from vendors.



Reasons To Buy:

- ▲ Infosys is witnessing solid traction in its digital business that now comprises more than 31% of the top line. The high margin digital business is expected to offset the additional investments that the company is undertaking.
- ▲ Infosys has been diligently following the “Renew New” program, which lays the blueprint of its long-term growth. This strategy, which includes restructuring of customer-centric functions, streamlining of sales function, unification of delivery systems and redesigning of other fee and oral processes, is proving to be highly beneficial allowing the company to offset major challenges. Under the “Renew” initiative, Infosys helped clients renew traditional IT services and infrastructure.
- ▲ Of late, innovation has become the keyword of Infosys’ business strategy, fostered by pursuing two avenues, namely, empowering every employee with Zero Distance Program and improving next-generation services with AiKiDo offerings (the acronym for Artificial Intelligence, Knowledge-based IT and Design thinking). Infosys has also taken initiatives like ‘design thinking’ to enhance the training and knowledge base of its employees. Innovative actions like ‘Zero Bench’ program that was devised by the company to eliminate the notion of “bench” in the IT service industry is also proving to be a major asset, bolstering the company’s internal strength. Infosys continues to invest heavily in AI capabilities, including Mana. During 2017, it acquired a highly accomplished team of machine learning experts on Skytree, one of the early startups focused on machine learning. This apart, the company created a \$500 million innovation fund in 2015 with an aim to invest in innovative entrepreneurial ventures in domains related to the company’s core business.
- ▲ Infosys has been strengthening its core competencies by pursuing strategic collaborations and acquisitions. The company’s alliance strategy is targeted at teaming up with leading technology providers, which allows it to cash in on the emerging technologies in a mutually beneficial and cost-competitive manner. Over the last few quarters, Infosys has collaborated with many bigwigs to fortify its portfolio and market share. In order to boost digital, cloud, legacy modernization and automation business, Infosys cemented strategic tie-ups with Google, Adobe, Microsoft, Amazon Web Services and salesforce.com. To drive engineering services, the company has partnered with General Electric to deliver solutions in the field of automation, digital trends and the Internet of Things.
- ▲ Infosys has a strong balance sheet with ample liquidity position and no debt obligations. Cash and equivalents were \$3.1 billion as of Mar 31, 2020, slight improvement from \$2.9 billion as of Dec 31, 2019. Moreover, in fiscal 2020, the company generated \$2.6 billion of operating cash flows compared with \$2.3 billion in fiscal 2019. It is to be noted that the company has been able to regularly increase its cash from operations since fiscal 2015. The increasing liquidity and cash flow trend reflect that the company is making investments in the right direction. Moreover, since it carries no long-term debt, the cash is available for pursuing strategic acquisitions, investment in growth initiatives and distribution to shareholders.

Infosys is growing from renewal of traditional services and rolling out of others in areas such as Cloud Ecosystem, Big Data and Analytics.

Reasons To Sell:

- ▼ We believe the coronavirus outbreak will affect Infosys' near-term financial performance. The novel virus has hit the business community hard and therefore, majority of Infosys clients might adjust their planned IT services investments. Nonetheless, the impact is anticipated to be limited as investment in IT Services work streams remain essential and hence, the industry would be the softest hit in comparison to others.
- ▼ Infosys' focus on on-shore business model, with more local hiring, is likely to hurt the company's profitability. Infosys has been struggling to adapt itself to the changing political climate in the United States. Infosys fears that an increase in anti-outsourcing sentiments in certain countries, including the United States and the United Kingdom, is likely to lead to the enactment of restrictive legislations. This in turn could limit companies in those countries from outsourcing work and restrict ability to staff client projects in a timely manner.
- ▼ The company's business is highly prone to currency volatility between the Indian Rupee and the U.S. dollar as majority of its revenues are derived from the U.S. markets. The ongoing commotion related to the Brexit referendum is likely to create uncertainties in the near term, discouraging clients to take up new investments in financial services. The company witnessed pronounced currency volatility especially in the backdrop of Brexit and may continue to do so going forward. In addition, Infosys is expanding capacity in on-site development centers to mitigate any potential risks from visa regulation in the U.S. Steep currency fluctuations, high compensation costs as well as higher variable pays are likely to inflate these costs as well.
- ▼ Spending on technology products and services is subject to fluctuations, depending on many factors, including the economic environment in markets where clients operate. Rapid proliferation of customizable internet-based software has been hampering Infosys' traditional outsourcing business. Management believes that economic conditions in many of its markets remain quite challenging which can weigh on the company's profitability, going ahead. For instance, in many European countries, large government deficits, coupled with downgrading of government debt and credit ratings, have compounded the possibility of continued weakness that may affect Infosys adversely.
- ▼ Infosys operates in a highly competitive and rapidly changing market. The company foresees intensified competition from established IT peers as well as new competitors. In particular, the company expects increased competition from firms that are strengthening their offshore presence in India or other low-cost locations, as well as from firms in market segments that Infosys has recently entered. This apart, the company suffers weakness particularly in its sales and other delivery operations, which poses a direct threat to its profitability in the near term. Apart from this, many long-term client contracts of Infosys contain benchmarking provisions, which if used, could result in lower revenues and profitability under the contract, going forward. In addition, the company remains wary about the actions of activist shareholders, which it believes can adversely affect its ability to execute strategic priorities.

Increasing anti-outsourcing sentiments in certain countries, including the United States and the United Kingdom, is likely to lead to the enactment of restrictive legislations.

Last Earnings Report

Infosys' Q4 Earnings Meet, Revenues Miss Estimates

Infosys' fourth-quarter fiscal 2020 adjusted earnings of 14 cents per share came in line with the Zacks Consensus Estimate. Moreover, quarterly earnings came in a penny higher than the year-ago figure of 13 cents.

Though revenues of \$3.197 billion increased 4.5% year over year, the reported figure missed the Zacks Consensus Estimate of \$3.283 billion. In terms of constant currency (CC), the metric was up 6.4%.

Rise in large deal wins and fast-growing digital services were key catalysts. Strong demand for its services in cloud, IoT, cyber security, SaaS, user experience, data and analytics is a major driver. Decent growth across most of the company's seven business segments, and robust growth in Europe and the United States were tailwinds.

Quarterly Details

Digital Revenues (41.9% of total) climbed 29.6% year over year (31.7% at cc) to \$1.341 billion, while Core Revenues (58.1%) declined 8.3% (down 6.6% at cc) to \$1.856 billion.

Geographically, North America and Europe revenues were up 5.5% and 9.6%, respectively, at cc. Rest of the World and India climbed 1.8% and 22.3%, each.

Segment wise, Life Sciences registered maximum growth of 11.9% at cc. Hi Tech, Manufacturing, and Energy, Utilities, Resources & Services rose 7.7%, 7.4% and 7.3%, respectively. Financial Services, Retail, and Communication recorded growth of 5.7%, 4.2% and 3.1%, respectively.

In the fiscal fourth quarter, the company added 84 clients. It also signed multiple large deals of contract value (TCV) worth \$1.65 billion.

Though headwinds in the financial services segment are still a concern, growing traction in the commercial and corporate bank, consumer, cost and payments, wealth management and custody plus mortgage portfolios of its business is an upside.

The company reported that its clients worth more than \$100 million now add up to 28 compared with the prior year's 25.

Gross profit rose 31% year over year to \$1.064 billion. Gross margin shrunk 40 basis points (bps) on a year-over-year basis to 33.3%.

The company's operating income grew 2.6% year over year to \$674 million. Operating margin contracted 40 bps to 21.1%.

Infosys ended fiscal 2020 with cash and cash equivalents of \$2.465 billion, down from the fiscal 2019 level of \$2.829 billion.

Outlook and COVID-19 Update

Citing business uncertainties caused by the coronavirus outbreak, the company did not issue its outlook for fiscal 2021. Infosys stated that it would provide fiscal 2021 revenue and margin guidance once visibility over the coronavirus impact improves.

Furthermore, the company noted that more than 93% of its global workforce is working from home in countries, which are still under lockdown, and in Infosys offices wherever possible. This reflects that Infosys has managed to run its operations smoothly despite the global lockdown situation.

Quarter Ending **03/2020**

Report Date	Apr 20, 2020
Sales Surprise	-2.18%
EPS Surprise	0.00%
Quarterly EPS	0.14
Annual EPS (TTM)	0.55

Recent News

On May 19, Infosys announced partnering with the State of Rhode Island and launching a privacy-first contact tracing solution to help Rhode Islanders and state officials slow the spread of coronavirus throughout the state.

On May 13, Infosys announced expansion its strategic collaboration with NICE Actimize. The partnership will allow Infosys to offer its best-in-class delivery capabilities and resell NICE Actimize's end-to-end financial crime software solutions through either a cloud or on-premises environment to a growing customer base around the world.

On May 13, Infosys announced that GLOBALFOUNDRIES has selected it for the company's digital transformation program.

On Mar 13, Infosys announced that it has been ranked a Leader in NelsonHall's Cognitive and Self-Healing IT Infrastructure Management Services report 2020.

On Mar 12, Infosys announced that it has been selected by Siemens to deploy Wingspan, Infosys' Digital Learning and Talent Transformation Platform.

On Mar 2, Infosys and IBM formed a global alliance to help enterprises accelerate their digital transformation journey using the IBM public cloud.

On Feb 18, Infosys announced a long-term partnership with GE Appliance to help modernize the latter's IT infrastructure.

In Feb 11, Infosys announced that it is set to acquire Simplus, one of the fastest growing Salesforce Platinum Partners in the USA and Australia. Simplus deals in cloud consulting, implementation, data integration, change management and training services for Salesforce Quote-to-Cash applications. This acquisition strengthens Infosys' position as an end-to-end Salesforce enterprise cloud solutions and services provider.

On Jan 13, Infosys is selected by GEFCO, an automotive transport and logistics provider, as an IT partner to boost the latter's digital transformation efforts over the next five years. Infosys will help transforming GEFCO's next-generation business application management services. The company will also leverage its Live Enterprise Suite to aid the group to evolve into a Digital Native organization.

Valuation

Shares of Infosys decreased 10.2% in the year-to-date period and 13.3% over the trailing 12-month period. Stocks in the Zacks sub-industry and Computer & Technology sector gained 0.6% and 5.9%, respectively, YTD. Over the past year, the Zacks sub-industry and the sector increased 4.9% and 24.4%, respectively.

The S&P 500 Index has declined 3.6% YTD while it gained 9.4% in the past year.

The stock is currently trading at 18.06X forward 12-month earnings, which compares to 27.65X for the Zacks sub-industry, 24.63X for the Zacks sector and 22.48X for the S&P 500 index.

Over the past five years, the stock has traded as high as 21.73X and as low as 11.7X with a 5-year median of 17.35X. Our Neutral recommendation indicates that the stock will perform in-line with the market. Our \$9.70 price target reflects 18.96X forward 12-month earnings.

The table below shows summary valuation data for INFY

Valuation Multiples - INFY					
		Stock	Sub-Industry	Sector	S&P 500
P/E F12M	Current	18.06	27.65	24.63	22.48
	5-Year High	21.73	32.37	24.63	22.48
	5-Year Low	11.70	15.46	16.72	15.23
	5-Year Median	17.35	22.24	19.26	17.49
P/S F12M	Current	3.13	5.05	3.74	3.51
	5-Year High	4.46	10.11	3.74	3.51
	5-Year Low	2.11	3.86	2.32	2.53
	5-Year Median	3.40	7.20	3.11	3.02
EV/SalesTTM	Current	2.83	5.27	4.25	3.04
	5-Year High	4.41	8.02	4.43	3.46
	5-Year Low	2.10	3.61	2.55	2.13
	5-Year Median	3.41	5.78	3.60	2.83

As of 06/04/2020

Industry Analysis Zacks Industry Rank: Top 47% (118 out of 253)



Top Peers

Company (Ticker)	Rec	Rank
Accenture PLC (ACN)	Neutral	3
Cognizant Technology Solutions Corporation (CTSH)	Neutral	4
Genpact Limited (G)	Neutral	3
International Business Machines Corporation (IBM)	Neutral	4
Perficient, Inc. (PRFT)	Neutral	4
SAP SE (SAP)	Neutral	4
Wipro Limited (WIT)	Neutral	3
DXC Technology Company. (DXC)	Underperform	5

Industry Comparison Industry: Computers - It Services				Industry Peers		
	INFY	X Industry	S&P 500	ACN	CTSH	IBM
Zacks Recommendation (Long Term)	Neutral	-	-	Neutral	Neutral	Neutral
Zacks Rank (Short Term)	3	-	-	3	4	4
VGM Score	A	-	-	A	B	B
Market Cap	39.31 B	2.86 B	22.58 B	129.10 B	30.06 B	114.44 B
# of Analysts	8	5	14	11	10	6
Dividend Yield	2.22%	0.00%	1.87%	1.58%	1.58%	5.06%
Value Score	B	-	-	B	B	A
Cash/Price	0.08	0.08	0.06	0.04	0.15	0.11
EV/EBITDA	11.01	10.69	12.93	17.63	9.35	8.83
PEG Ratio	2.00	2.01	3.06	2.68	1.48	3.35
Price/Book (P/B)	4.52	4.41	3.09	8.11	2.83	5.69
Price/Cash Flow (P/CF)	14.36	12.13	12.17	22.79	11.04	6.52
P/E (F1)	18.98	27.40	22.17	26.82	16.32	11.42
Price/Sales (P/S)	3.08	2.07	2.41	2.89	1.78	1.50
Earnings Yield	5.39%	2.48%	4.27%	3.73%	6.13%	8.76%
Debt/Equity	0.00	0.29	0.76	0.17	0.30	2.62
Cash Flow (\$/share)	0.65	1.07	7.01	8.91	5.04	19.75
Growth Score	A	-	-	A	A	C
Hist. EPS Growth (3-5 yrs)	5.16%	18.25%	10.87%	11.33%	10.74%	-3.16%
Proj. EPS Growth (F1/F0)	-9.09%	-6.29%	-10.79%	2.90%	-14.59%	-11.89%
Curr. Cash Flow Growth	4.82%	12.63%	5.48%	8.06%	-2.96%	2.09%
Hist. Cash Flow Growth (3-5 yrs)	4.59%	16.83%	8.55%	9.75%	10.46%	-3.76%
Current Ratio	2.62	1.44	1.29	1.38	2.90	0.96
Debt/Capital	0.00%	34.09%	44.75%	14.34%	22.97%	72.36%
Net Margin	18.24%	2.14%	10.59%	11.13%	10.46%	11.78%
Return on Equity	27.34%	9.36%	16.26%	32.87%	20.90%	57.55%
Sales/Assets	1.05	0.76	0.55	1.43	1.04	0.50
Proj. Sales Growth (F1/F0)	-3.30%	0.00%	-2.61%	2.81%	-4.44%	-5.40%
Momentum Score	A	-	-	B	F	B
Daily Price Chg	0.00%	-0.32%	-0.08%	-2.02%	0.45%	-0.12%
1 Week Price Chg	0.55%	1.36%	4.60%	4.08%	3.01%	5.50%
4 Week Price Chg	2.54%	8.76%	12.07%	8.55%	-5.38%	6.32%
12 Week Price Chg	15.15%	29.72%	25.17%	33.15%	13.52%	25.37%
52 Week Price Chg	-11.97%	4.02%	0.34%	12.58%	-10.18%	-2.52%
20 Day Average Volume	10,215,892	435,188	2,537,324	2,011,713	3,785,801	4,270,536
(F1) EPS Est 1 week change	0.00%	0.00%	0.00%	0.00%	-0.93%	0.00%
(F1) EPS Est 4 week change	0.00%	0.00%	-0.08%	0.02%	-6.94%	0.00%
(F1) EPS Est 12 week change	-16.25%	-12.74%	-16.19%	-3.27%	-16.15%	-15.53%
(Q1) EPS Est Mthly Chg	0.00%	0.00%	0.00%	-0.05%	-17.16%	0.00%

Zacks Stock Rating System

We offer two rating systems that take into account investors' holding horizons: Zacks Rank and Zacks Recommendation. Each provides valuable insights into the future profitability of the stock and can be used separately or in combination with each other depending on your investment style.

Zacks Recommendation

The Zacks Recommendation aims to predict performance over the next 6 to 12 months. The foundation for the quantitatively determined Zacks Recommendation is trends in the company's estimate revisions and earnings outlook. The Zacks Recommendation is broken down into 3 Levels; Outperform, Neutral and Underperform. Unlike many Wall Street firms, we have an excellent balance between the number of Outperform and Neutral recommendations. Our team of 70 analysts are fully versed in the benefits of earnings estimate revisions and how that is harnessed through the Zacks quantitative rating system. But we have given our analysts the ability to override the Zacks Recommendation for the 1200 stocks that they follow. The reason for the analyst over-rides is that there are often factors such as valuation, industry conditions and management effectiveness that a trained investment professional can spot better than a quantitative model.

Zacks Rank

The Zacks Rank is our short-term rating system that is most effective over the one- to three-month holding horizon. The underlying driver for the quantitatively-determined Zacks Rank is the same as the Zacks Recommendation, and reflects trends in earnings estimate revisions.

Zacks Style Scores

The Zacks Style Score is as a complementary indicator to the Zacks rating system, giving investors a way to focus on the highest rated stocks that best fit their own stock picking preferences.

Academic research has proven that stocks with the best Value, Growth and Momentum characteristics outperform the market. The Zacks Style Scores rate stocks on each of these individual styles and assigns a rating of A, B, C, D and F. We also produce the VGM Score (V for Value, G for Growth and M for Momentum), which combines the weighted average of the individual Style Scores into one score. This is perfectly suited for those who want their stocks to have the best scores across the board.

Value Score	B
Growth Score	A
Momentum Score	A
VGM Score	A

As an investor, you want to buy stocks with the highest probability of success. That means buying stocks with a Zacks Recommendation of Outperform, which also has a Style Score of an A or a B.

Disclosures

This report contains independent commentary to be used for informational purposes only. The analysts contributing to this report do not hold any shares of this stock. The analysts contributing to this report do not serve on the board of the company that issued this stock. The EPS and revenue forecasts are the Zacks Consensus estimates, unless indicated otherwise on the reports first page. Additionally, the analysts contributing to this report certify that the views expressed herein accurately reflect the analysts personal views as to the subject securities and issuers. ZIR certifies that no part of the analysts compensation was, is, or will be, directly or indirectly, related to the specific recommendation or views expressed by the analyst in the report.

Additional information on the securities mentioned in this report is available upon request. This report is based on data obtained from sources we believe to be reliable, but is not guaranteed as to accuracy and does not purport to be complete. Any opinions expressed herein are subject to change.

ZIR is not an investment advisor and the report should not be construed as advice designed to meet the particular investment needs of any investor. Prior to making any investment decision, you are advised to consult with your broker, investment advisor, or other appropriate tax or financial professional to determine the suitability of any investment. This report and others like it are published regularly and not in response to episodic market activity or events affecting the securities industry.

This report is not to be construed as an offer or the solicitation of an offer to buy or sell the securities herein mentioned. ZIR or its officers, employees or customers may have a position long or short in the securities mentioned and buy or sell the securities from time to time. ZIR is not a broker-dealer. ZIR may enter into arms-length agreements with broker-dealers to provide this research to their clients. Zacks and its staff are not involved in investment banking activities for the stock issuer covered in this report.

ZIR uses the following rating system for the securities it covers. **Outperform-** ZIR expects that the subject company will outperform the broader U.S. equities markets over the next six to twelve months. **Neutral-** ZIR expects that the company will perform in line with the broader U.S. equities markets over the next six to twelve months. **Underperform-** ZIR expects the company will underperform the broader U.S. equities markets over the next six to twelve months.

No part of this report can be reprinted, republished or transmitted electronically without the prior written authorization of ZIR.