

Nektar Therapeutics(NKTR)

\$19.15 (As of 08/21/20)

Price Target (6-12 Months): **\$21.00**

Long Term: 6-12 Months

Zacks Recommendation:

Neutral

(Since: 01/01/20)

Prior Recommendation: Outperform

Short Term: 1-3 Months

Zacks Rank: (1-5)

4-Sell

Zacks Style Scores:

VGM:F

Value: F

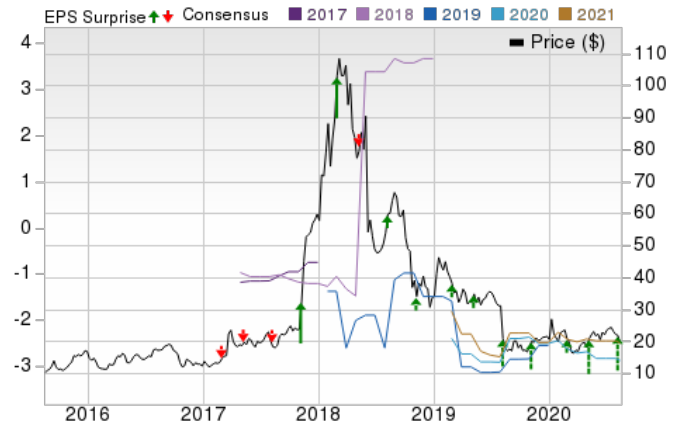
Growth: F

Momentum: C

Summary

Nektar reported encouraging Q2 results, wherein earnings and revenues beat estimates. The company has a promising pipeline with several regulatory updates/data-readouts lined up in upcoming quarters. Moreover, regular partnerships have enhanced the company's cash position. The blockbuster collaboration deal with Bristol-Myers for NKTR-214 significantly boosted Nektar's cash resources. It also has encouraging co-development deals with other pharma companies. The deals boost revenues and reduce expenses by sharing research costs. On the flip side, Nektar relies heavily on partners for revenues. Partnership-related setbacks may thus weigh heavily on the company's results in the future. Shares of the company have underperformed the industry in the past year.

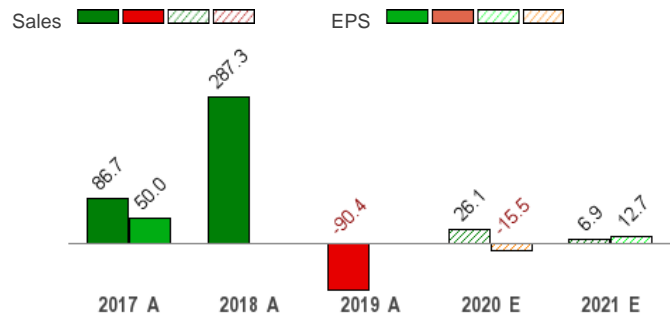
Price, Consensus & Surprise



Data Overview

52 Week High-Low	\$28.60 - \$13.63
20 Day Average Volume (sh)	790,492
Market Cap	\$3.4 B
YTD Price Change	-11.3%
Beta	1.94
Dividend / Div Yld	\$0.00 / 0.0%
Industry	Medical - Drugs
Zacks Industry Rank	Bottom 26% (186 out of 252)

Sales and EPS Growth Rates (Y/Y %)



Last EPS Surprise	34.8%
Last Sales Surprise	113.8%
EPS F1 Est- 4 week change	-2.6%
Expected Report Date	11/04/2020
Earnings ESP	-9.3%

Sales Estimates (millions of \$)

	Q1	Q2	Q3	Q4	Annual*
2021	50 E	25 E	25 E	25 E	155 E
2020	51 A	49 A	31 E	23 E	145 E
2019	28 A	23 A	29 A	34 A	115 A

EPS Estimates

	Q1	Q2	Q3	Q4	Annual*
2021	-\$0.59 E	-\$0.76 E	-\$0.78 E	-\$0.89 E	-\$2.54 E
2020	-\$0.53 A	-\$0.45 A	-\$0.73 E	-\$0.84 E	-\$2.91 E
2019	-\$0.68 A	-\$0.63 A	-\$0.56 A	-\$0.64 A	-\$2.52 A

*Quarterly figures may not add up to annual.

P/E TTM	NA
P/E F1	NA
PEG F1	NA
P/S TTM	21.1

The data in the charts and tables, including the Zacks Consensus EPS and Sales estimates, is as of 08/21/2020. The reports text is as of 08/22/2020.

Overview

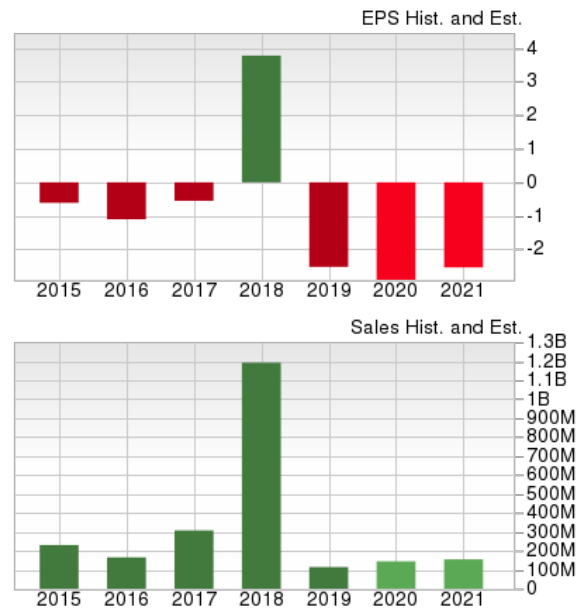
San Francisco, CA-based Nektar Therapeutics is a biopharmaceutical company, focused on the development of treatments utilizing its PEGylation and advanced polymer conjugate technology platforms.

Nektar primarily finances its operations with funds from licensing, collaboration and manufacturing agreements. It has collaboration deals with companies namely AstraZeneca, Bayer, Roche, Amgen, Bristol-Myers and Eli Lilly among others.

Nektar recognizes product sales from its manufacturing and supply agreements with several pharma companies related to products developed using its PEGylation platform. The company also earns royalty payments from the sales of products using its technology platforms. AstraZeneca's opioid-induced constipation (OIC) drug, Movantik; Takeda's hemophilia A therapy, Adynovate; and Amgen's neutropenia drug, Neulasta are few of the drugs developed using Nektar's PEGylation platform.

Meanwhile, Nektar is developing several candidates targeting cancer and autoimmune therapeutic areas. Interesting ones include NKTR-358 (auto-immune and inflammatory diseases) and bempegaldesleukin (previously NKTR-214; several studies in cancer indications) among others.

Nektar generated total revenues of \$114.6 million in 2019 compared with \$1.19 billion in the year-ago period. The significant decrease was due to an upfront payment of \$1.06 billion received from Bristol-Myers related to a collaboration agreement in 2018.



Reasons To Buy:

- ▲ **Strong Pipeline Candidates Attracting Funds:** Nektar has deals with large pharma companies for developing its pipeline candidates. These deals provide the company with funds through upfront and milestone payments as well as enables sharing of research and marketing costs. These deals also bode well for Nektar as they provide the company strong expertise.

The company has a deal with Bristol-Myers to develop bempegaldesleukin (bempeg) in combination with Bristol-Myers' Opdivo or Yervoy. With this deal, Nektar received \$1 billion in upfront payments and is eligible to receive almost \$1.75 billion in future payments. Per the deal, Bristol-Myers also infused \$850 million in Nektar through the acquisition of the latter's common stock. The company is evaluating bempeg in combination with Bristol-Myers' Opdivo alone or with Yervoy under PIVOT program in more than 20 indications across nine tumor types, including melanoma, kidney, breast, bladder and non-small cell lung cancer.

It also has an oncology clinical collaboration with Takeda to develop bempeg in combination with the latter's TAK-659 in liquid and solid tumors. The company will develop doublet or triplet combination therapies of bempeg with Pfizer's Bavencio (avelumab), Talzenna (talazoparib) or Xtandi (enzalutamide) in several cancer indications, under a collaboration with Pfizer. Takeda and Pfizer share the costs related to clinical studies. Nektar is also developing a combination of bempeg and Merck's Keytruda as a treatment for non-small cell lung cancer.

Nektar has a co-development deal with Lilly to develop NKTR-358 in auto-immune and inflammatory diseases under which Lilly will bear the majority of development and commercialization costs. Nektar is also eligible to receive \$250 million in milestone payments and royalties. Under Nektar's research collaboration with Gilead, the clinical development costs for NKTR-255 in combination with the Gilead's antiretroviral therapies will be funded by Gilead.

- ▲ **Pipeline Progressing Well:** We are pleased with Nektar's efforts to build its internal pipeline. The company has a robust pipeline of early- and late-stage candidates. The company's primary immuno-oncology candidate, bempeg, is being evaluated as monotherapy or in combination with other drugs in several clinical studies, targeting multiple cancer indications. The company plans to file a regulatory application seeking approval for bempeg in one of the targeted indications, followed by launch, in 2021. Other pipeline candidates include NKTR-358 (systemic lupus erythematosus, psoriasis, atopic dermatitis; phase Ib), NKTR-255 (relapsed, refractory non-Hodgkin lymphoma or multiple myeloma; phase I) and NKTR-262 (in combination with bempegaldesleukin; refractory melanoma; phase II).

Successful development and commercialization of these candidates will likely boost the company's top line considering the lucrative markets they are targeting.

- ▲ **PEGylation Technology Generates Royalties:** Nektar's PEGylation technology has facilitated the development of more than ten approved products in the United States and the EU through partnerships with healthcare companies, including UCB's Cimzia and Amgen's Neulasta among others. These partnerships have significantly enhanced the company's financial position as it earns royalties on sales of partnered drugs.

Following deal generates major revenues for Nektar. The company has a collaboration agreement with Takeda for Adynovate for the treatment of hemophilia A. Nektar is entitled to receive royalties and sales milestones related to Adynovate. The company is entitled to significant and escalating double-digit royalty payments and sales milestone payments from AstraZeneca based on annual worldwide net sales of Movantik and Movantik fixed-dose combination products. Nektar also has license, manufacturing and supply agreements with several large pharmaceuticals, including Pfizer, related to approved drugs or drugs under development using PEGylation technology.

- ▲ **Favorable Debt Profile:** Nektar has a favorable debt profile. As of Jun 30, 2020, the company's debt to total capital ratio stood at 0.11, which compared favorably with the ratio of 0.24 at previous quarter end as well as the industry's 0.53. A lower ratio indicates lower financial risk. Also, the company's total debt (current and long-term debt) was approximately \$157million as of June end. The company's cash, cash equivalents, and marketable securities totaling approximately \$1.04 billion, at the end of June 2020, should be sufficient to pay the debt in case of insolvency.

The U.S. and EU approval of Movantik is a huge positive for Nektar. The company also boasts a robust pipeline. Moreover, its collaborations bode well for growth.

Reasons To Sell:

▼ **Overdependence on Partners:** Nektar relies heavily on partners for revenues in the form of collaboration, license and milestone payments. If the approved partnered drugs fail to achieve commercial success or if the candidates in development fail to generate positive late-stage outcomes sufficient to support regulatory approval in major markets, it could significantly impact the company's top line. For instance, following failure of IVERIC bio's late-stage candidate, Fovista, for the treatment of wet age-related macular degeneration, Nektar terminated its license and supply agreement with IVERIC bio in 2017. Therefore, the company's heavy dependence on its partners is concerning.

Nektar relies heavily on collaboration agreements for funds. Stiff competition remains a threat as well. Any hiccup on the development/regulatory front could adversely impact shares.

▼ **Pipeline and Regulatory Setbacks:** Gaining approval for pipeline candidates has become more difficult with an increasingly stringent regulatory environment. We note that Nektar is no stranger to pipeline setbacks. In January 2020, two FDA advisory committees did not recommend NKTR-181's approval. The company has withdrawn the NDA for the candidate and decided to stop further development of the candidate following the unfavorable decision. The company decided to terminate all development activities related to Onzeald in February 2020, following its failure in a late-stage breast cancer study.

In July 2019, Nektar informed that sub-optimal lots of bempegaldesleukin have led to reduced response rate in cancer patients evaluated in clinical studies under PIVOT program. Nektar is enrolling additional treatment-naïve NSCLC patients for consistent results, which will lead to delay in bempeg-Opdivo combo development.

The company has several pipeline-related updates upcoming over the next several quarters. Any additional hiccup on the development or regulatory front could pull down the stock significantly and hamper the company's growth prospects.

▼ **Stiff Competition:** Nektar's PEGylation and advanced polymer conjugate chemistry platforms and partnered and proprietary products in the market face competition from various pharmaceutical and biotechnology companies. Players in PEGylation and polymer conjugate chemistry technology space include Biogen, Dr. Reddy's, Horizon Pharma and Novo Nordisk, among others. Notably, Movantik faces competition from the currently available alternative therapies that are used to address OIC and opioid-induced bowel dysfunction (OBD), including Takeda's Amitiza, Bausch Health's Relistor, and oral and rectal over-the-counter laxatives and stool softeners. In addition, there are a number of companies, including Merck, Ironwood Pharmaceuticals, GlaxoSmithKline and others are developing treatments targeting OIC and OBD across different patient populations. Meanwhile, Adynovate faces competition from Biogen's Eloctate. In fact, competition is likely to increase with approvals of Bayer's Jivi and Novo Nordisk's Esperoct.

Upon approval, bempegaldesleukin will face stiff competition. The immuno-oncology segment is led by Merck's Keytruda, followed by Bristol-Myers' Opdivo and Roche's Tecentriq. Several candidates are also being developed by various pharma companies. Notably, NKTR-358 will compete with several drugs, which are approved or under development for autoimmune diseases, including Lilly's Olumiant and Galxo's Benlysta. Competitive pressures may dent the company's top line and growth prospects.

Last Earnings Report

Nektar Q2 Earnings & Revenues Top Estimates

Nektar Therapeutics reported a loss of 45 cents per share for the second quarter of 2020, narrower than the Zacks Consensus Estimate of a loss of 69 cents and the year-ago loss of 63 cents.

Quarterly revenues were up 109.4% year over year to \$48.8 million owing to the recognition of a milestone payment from its collaboration partner, Bristol-Myers, during the quarter. Revenues also beat the Zacks Consensus Estimate of \$22.84 million.

Quarter Ending **06/2020**

Report Date	Aug 06, 2020
Sales Surprise	113.84%
EPS Surprise	34.78%
Quarterly EPS	-0.45
Annual EPS (TTM)	-2.18

Quarter in Detail

In the second quarter, product sales increased 26.2% from the year-ago period to \$5.5 million. Non-cash royalty revenues were down 15.5% to \$7.7 million.

Nektar's royalty revenues increased 28.1% year over year to \$9.4 million in the quarter.

License, collaboration and other revenues were \$26.3 million in the quarter compared with \$2.5 million in the year-ago quarter. The increase was due to the recognition of a \$25-million milestone payment from Bristol-Myers, triggered by the initiation of the registrational study of bempegaldesleukin plus Opdivo in adjuvant melanoma.

Research and development expenses decreased 9.6% to \$96.4 million. Notably, the company had recorded pre-commercial manufacturing costs for NKTR-181 in the year-ago quarter, which were not present in the reported quarter and led to the decline in expenses. The company discontinued the development of NKTR-181 in January.

General and administrative expenses rose 7.8% to \$24.3 million in the reported quarter.

Pipeline Update

On the earnings call, Nektar cautioned that uncertainties related to COVID-19 may impact clinical study timelines. The company will continue to assess timelines throughout the year to get more visibility into the timing and extent of the COVID-19 impact.

The company is primarily focusing on development of five clinical studies in immuno-oncology including first-line bladder cancer and renal cell carcinoma studies of bempegaldesleukin plus Opdivo, the PROPEL study of bempegaldesleukin plus Keytruda, and NKTR-262 REVEAL study with bempegaldesleukin and the NKTR-255 studies.

Recent News

Initiates Dosing in Bempeg-Cancer Vaccine Combo Study – Aug 12

Nektar announced that it along with partner Vaccibody AS has initiated dosing in a phase I/IIa study, evaluating a combination therapy of bempegaldesleukin and Vaccibody's personalized neoantigen cancer vaccine, VB10.NEO. The study will evaluate the combination regimen in patients with advanced squamous cell carcinoma of the head and neck.

Valuation

Nektar's shares are down 11.2% in the year-to-date period but up 13% over the trailing 12-month period. Stocks in the Zacks sub-industry are down 5.4%, while stocks in the Zacks sector were up 0.7% in the year-to-date period. Over the past year, stocks in the sub-industry and sector are down 0.6% and up 8.4%, respectively.

The S&P 500 Index is up 5.1% in the year-to-date period and 16.1% in the past year.

The stock is currently trading at 21.05X trailing 12-month sales per share, which compares to 2.29X for the Zacks sub-industry, 3.21X for the Zacks sector and 3.75X for the S&P 500 index.

Over the past five years, the stock has traded as high as 55.8X and as low as 4.21X, with a 5-year median of 13.76X. Our Neutral recommendation indicates that the stock will perform in line with the market. Our \$21.00 price target reflects 23.05X trailing 12-month sales per share.

The table below shows summary valuation data for NKTR

Valuation Multiples - NKTR					
		Stock	Sub-Industry	Sector	S&P 500
P/S TTM	Current	21.05	2.29	3.21	3.75
	5-Year High	55.8	4.3	3.82	3.75
	5-Year Low	4.21	1.7	2.29	2.44
	5-Year Median	13.76	2.56	3.19	3.22
P/B TTM	Current	2.72	1.53	3.77	4.55
	5-Year High	1101.7	13.33	5.07	4.56
	5-Year Low	NA	1.02	2.94	2.83
	5-Year Median	4.26	2.44	4.28	3.75

As of 08/20/2020

Industry Analysis Zacks Industry Rank: Bottom 26% (186 out of 252)



Top Peers

Company (Ticker)	Rec	Rank
Alkermes plc (ALKS)	Neutral	3
Biogen Inc. (BIIB)	Neutral	3
Bristol Myers Squibb Company (BMY)	Neutral	3
Gilead Sciences, Inc. (GILD)	Neutral	3
MerckCo., Inc. (MRK)	Neutral	3
Novo Nordisk AS (NVO)	Neutral	4
Dr. Reddys Laboratories Ltd (RDY)	Neutral	3
Roche Holding AG (RHHBY)	Neutral	3

Industry Comparison Industry: Medical - Drugs				Industry Peers		
	NKTR	X Industry	S&P 500	BIIB	NVO	RDY
Zacks Recommendation (Long Term)	Neutral	-	-	Neutral	Neutral	Neutral
Zacks Rank (Short Term)	4	-	-	3	4	3
VGM Score	F	-	-	A	A	B
Market Cap	3.43 B	150.99 M	23.62 B	43.86 B	156.17 B	9.95 B
# of Analysts	6	3	14	27	4	2
Dividend Yield	0.00%	0.00%	1.65%	0.00%	1.11%	0.46%
Value Score	F	-	-	A	B	C
Cash/Price	0.30	0.25	0.07	0.09	0.02	0.04
EV/EBITDA	-6.65	-2.78	13.29	6.07	17.51	23.19
PEG Ratio	NA	1.10	3.03	0.78	2.61	NA
Price/Book (P/B)	2.73	3.29	3.11	3.89	17.61	4.65
Price/Cash Flow (P/CF)	NA	11.11	12.69	7.17	23.48	15.83
P/E (F1)	NA	17.43	21.51	7.83	24.59	31.19
Price/Sales (P/S)	21.08	6.44	2.43	3.03	8.33	4.03
Earnings Yield	-15.20%	-15.94%	4.46%	12.78%	4.07%	3.20%
Debt/Equity	0.11	0.03	0.76	0.69	0.05	0.04
Cash Flow (\$/share)	-2.43	-0.52	6.93	38.63	2.82	3.79
Growth Score	F	-	-	A	A	B
Hist. EPS Growth (3-5 yrs)	NA%	6.78%	10.44%	17.80%	6.46%	9.95%
Proj. EPS Growth (F1/F0)	-15.28%	18.46%	-5.53%	5.46%	9.65%	-31.00%
Curr. Cash Flow Growth	-161.76%	3.01%	5.20%	9.02%	-0.50%	40.31%
Hist. Cash Flow Growth (3-5 yrs)	NA%	6.17%	8.52%	11.97%	7.63%	5.28%
Current Ratio	9.29	3.82	1.33	2.46	1.09	1.66
Debt/Capital	10.13%	4.35%	44.50%	40.98%	4.36%	4.03%
Net Margin	-264.38%	-115.25%	10.13%	40.91%	32.73%	10.26%
Return on Equity	-28.23%	-64.54%	14.67%	50.10%	73.42%	18.88%
Sales/Assets	0.09	0.29	0.51	0.54	0.98	0.77
Proj. Sales Growth (F1/F0)	26.16%	0.00%	-1.54%	-2.67%	4.82%	2.80%
Momentum Score	C	-	-	B	A	D
Daily Price Chg	-0.16%	-0.98%	-0.15%	-0.16%	-0.26%	0.65%
1 Week Price Chg	-10.53%	-1.34%	1.09%	-5.32%	1.75%	0.02%
4 Week Price Chg	-19.40%	-4.44%	1.64%	-0.52%	-0.15%	10.23%
12 Week Price Chg	-13.78%	-1.79%	6.72%	-7.80%	2.09%	16.76%
52 Week Price Chg	12.78%	0.00%	1.00%	19.40%	25.84%	70.67%
20 Day Average Volume	790,492	315,783	1,873,576	1,255,709	1,010,387	154,325
(F1) EPS Est 1 week change	-1.03%	0.00%	0.00%	0.00%	0.00%	0.00%
(F1) EPS Est 4 week change	-2.61%	0.06%	1.79%	6.86%	1.12%	4.90%
(F1) EPS Est 12 week change	-2.61%	2.74%	3.35%	7.18%	1.12%	4.90%
(Q1) EPS Est Mthly Chg	-28.57%	0.00%	0.42%	1.28%	0.00%	NA

Zacks Stock Rating System

We offer two rating systems that take into account investors' holding horizons: Zacks Rank and Zacks Recommendation. Each provides valuable insights into the future profitability of the stock and can be used separately or in combination with each other depending on your investment style.

Zacks Recommendation

The Zacks Recommendation aims to predict performance over the next 6 to 12 months. The foundation for the quantitatively determined Zacks Recommendation is trends in the company's estimate revisions and earnings outlook. The Zacks Recommendation is broken down into 3 Levels; Outperform, Neutral and Underperform. Unlike many Wall Street firms, we have an excellent balance between the number of Outperform and Neutral recommendations. Our team of 70 analysts are fully versed in the benefits of earnings estimate revisions and how that is harnessed through the Zacks quantitative rating system. But we have given our analysts the ability to override the Zacks Recommendation for the 1200 stocks that they follow. The reason for the analyst over-rides is that there are often factors such as valuation, industry conditions and management effectiveness that a trained investment professional can spot better than a quantitative model.

Zacks Rank

The Zacks Rank is our short-term rating system that is most effective over the one- to three-month holding horizon. The underlying driver for the quantitatively-determined Zacks Rank is the same as the Zacks Recommendation, and reflects trends in earnings estimate revisions.

Zacks Style Scores

The Zacks Style Score is as a complementary indicator to the Zacks rating system, giving investors a way to focus on the highest rated stocks that best fit their own stock picking preferences.

Academic research has proven that stocks with the best Value, Growth and Momentum characteristics outperform the market. The Zacks Style Scores rate stocks on each of these individual styles and assigns a rating of A, B, C, D and F. We also produce the VGM Score (V for Value, G for Growth and M for Momentum), which combines the weighted average of the individual Style Scores into one score. This is perfectly suited for those who want their stocks to have the best scores across the board.

Value Score	F
Growth Score	F
Momentum Score	C
VGM Score	F

As an investor, you want to buy stocks with the highest probability of success. That means buying stocks with a Zacks Recommendation of Outperform, which also has a Style Score of an A or a B.

Disclosures

This report contains independent commentary to be used for informational purposes only. The analysts contributing to this report do not hold any shares of this stock. The analysts contributing to this report do not serve on the board of the company that issued this stock. The EPS and revenue forecasts are the Zacks Consensus estimates, unless indicated otherwise on the reports first page. Additionally, the analysts contributing to this report certify that the views expressed herein accurately reflect the analysts personal views as to the subject securities and issuers. ZIR certifies that no part of the analysts compensation was, is, or will be, directly or indirectly, related to the specific recommendation or views expressed by the analyst in the report.

Additional information on the securities mentioned in this report is available upon request. This report is based on data obtained from sources we believe to be reliable, but is not guaranteed as to accuracy and does not purport to be complete. Any opinions expressed herein are subject to change.

ZIR is not an investment advisor and the report should not be construed as advice designed to meet the particular investment needs of any investor. Prior to making any investment decision, you are advised to consult with your broker, investment advisor, or other appropriate tax or financial professional to determine the suitability of any investment. This report and others like it are published regularly and not in response to episodic market activity or events affecting the securities industry.

This report is not to be construed as an offer or the solicitation of an offer to buy or sell the securities herein mentioned. ZIR or its officers, employees or customers may have a position long or short in the securities mentioned and buy or sell the securities from time to time. ZIR is not a broker-dealer. ZIR may enter into arms-length agreements with broker-dealers to provide this research to their clients. Zacks and its staff are not involved in investment banking activities for the stock issuer covered in this report.

ZIR uses the following rating system for the securities it covers. **Outperform-** ZIR expects that the subject company will outperform the broader U.S. equities markets over the next six to twelve months. **Neutral-** ZIR expects that the company will perform in line with the broader U.S. equities markets over the next six to twelve months. **Underperform-** ZIR expects the company will underperform the broader U.S. equities markets over the next six to twelve months.

No part of this report can be reprinted, republished or transmitted electronically without the prior written authorization of ZIR.