

Theravance Biopharma (TBPH)

\$27.24 (As of 04/21/20)

Price Target (6-12 Months): **\$30.00**

Long Term: 6-12 Months

Zacks Recommendation:

Neutral

(Since: 10/01/19)

Prior Recommendation: Outperform

Short Term: 1-3 Months

Zacks Rank: (1-5)

3-Hold

Zacks Style Scores:

VGM:F

Value: F

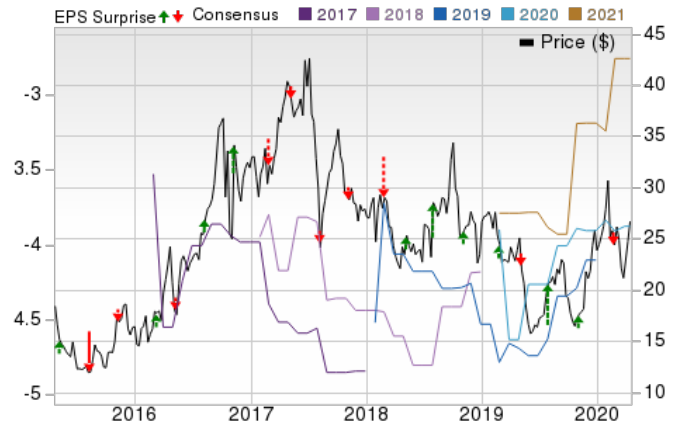
Growth: F

Momentum: B

Summary

Theravance has a collaboration agreement with Mylan for the development and marketing of Yupelri, the first once-daily nebulized LAMA option for COPD. The product is witnessing a strong uptake ever since its launch in early 2019. Moreover, its collaboration agreements are a source of regular funds. Theravance's pipeline programs target highly competitive therapeutic areas and are progressing well. However, any agreement termination might be a huge setback for the company as was the case in the past. Moreover, dependence on Yupelri for profit-sharing revenues is a persistent concern. Shares of the company have outperformed the industry so far this year. Loss estimates look stable ahead of Q1 earnings release. Theravance has a mixed record of earnings surprises in the recent quarters.

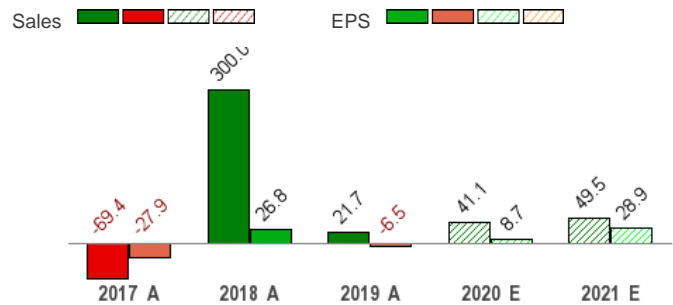
Price, Consensus & Surprise



Data Overview

52 Week High-Low	\$31.54 - \$15.18
20 Day Average Volume (sh)	286,767
Market Cap	\$1.7 B
YTD Price Change	5.6%
Beta	1.46
Dividend / Div Yld	\$0.00 / 0.0%
Industry	Medical - Drugs
Zacks Industry Rank	Top 6% (14 out of 253)

Sales and EPS Growth Rates (Y/Y %)



Last EPS Surprise	-5.4%
Last Sales Surprise	60.9%
EPS F1 Est- 4 week change	0.0%
Expected Report Date	05/05/2020
Earnings ESP	0.0%
P/E TTM	NA
P/E F1	NA
PEG F1	NA
P/S TTM	23.5

Sales Estimates (millions of \$)

	Q1	Q2	Q3	Q4	Annual*
2021	34 E	36 E	40 E	45 E	154 E
2020	18 E	23 E	27 E	34 E	103 E
2019	5 A	26 A	12 A	30 A	73 A

EPS Estimates

	Q1	Q2	Q3	Q4	Annual*
2021	-\$0.69 E	-\$0.68 E	-\$0.70 E	-\$0.60 E	-\$2.76 E
2020	-\$1.06 E	-\$0.95 E	-\$0.89 E	-\$0.85 E	-\$3.88 E
2019	-\$1.32 A	-\$0.72 A	-\$1.05 A	-\$1.17 A	-\$4.25 A

*Quarterly figures may not add up to annual.

The data in the charts and tables, including the Zacks Consensus EPS and Sales estimates, is as of 04/21/2020. The reports text is as of 04/22/2020.

Overview

Cayman Islands-based Theravance Biopharma was formed following the split of the erstwhile Theravance into two listed companies in June 2014 – Innoviva, Inc. (then Theravance, Inc.) and Theravance.

In November 2018, the FDA approved Yupelri, a long-acting muscarinic antagonist (LAMA), as a once-daily, nebulized treatment of chronic obstructive pulmonary disease (COPD).

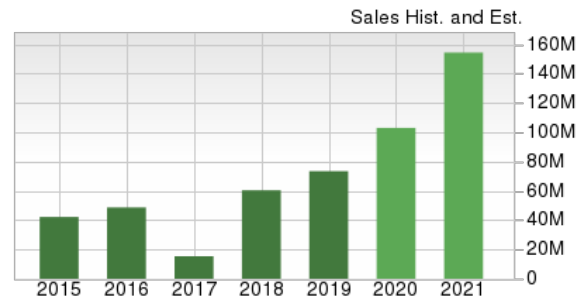
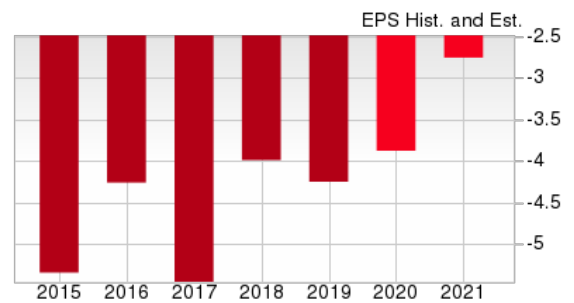
Theravance and Mylan have a collaboration for the development and commercialization of the drug. Mylan and Theravance are sharing US profits and losses received in connection with the commercialization of Yupelri. While Mylan gets 65% of the profits, Theravance gets 35%. Meanwhile, Theravance is entitled to low double-digit royalties on ex-US net sales. Mylan recognizes the product sales from Yupelri. Mylan also owns a stake in Theravance.

The company also has a collaboration agreement with J&J's subsidiary, Janssen, for developing its JAK inhibitor, TD-1473, for the treatment of inflammatory intestinal diseases. Theravance has an economic interest in GlaxoSmithKline's COPD drug, Trelegy Ellipta, and earns royalties on its sales.

Theravance has several candidates in pipeline targeting therapeutic areas, such as infectious, respiratory, gastrointestinal, inflammation and immunology diseases. Some are being developed in collaboration with other companies.

Theravance's sole marketed product was Vibativ (telavancin), a once-daily dual-mechanism antibiotic to treat certain difficult-to-treat infections. In November 2018, Theravance sold Vibativ to Cumberland Pharmaceuticals.

In 2019, the company generated revenues worth \$73.4 million, up 21.5% year over year.



Reasons To Buy:

- ▲ **Share Price Outperformance:** Shares of Theravance have outperformed its industry so far this year.
- ▲ **Collaboration Agreements – A Consistent Source of Funds:** Theravance has been very active in pursuing collaboration deals with big healthcare companies. Its collaboration with Mylan for Yupelri is expected to be beneficial for the former based on the latter's expertise in manufacturing and selling nebulized respiratory therapies. In June 2019, Theravance received \$18.5 million from Mylan as an upfront fee on the expansion of their joint development and commercialization deal for Yupelri to include China and certain neighboring territories.

We are positive on Theravance's efforts related to Yupelri's commercialization. The company's partnership deals with companies like Mylan & J&J are also encouraging.

Theravance entered into a global collaboration agreement with J&J subsidiary Janssen to jointly develop and commercialize TD-1473 in February 2018. Theravance received an upfront payment of \$100 million and is eligible for additional \$900 million in milestone payments under the deal.

Theravance inked a worldwide deal with Takeda for TD-8954 (post-operative gastrointestinal dysfunction; phase II) in June 2016. Per the deal, Theravance received an upfront cash payment of \$15 million and is eligible to earn other development, regulatory and sales milestone fees in addition to tiered royalties on global net sales.

Moreover, in December 2019, Theravance announced a deal to out-license rights to its skin-selective pan-JAK inhibitor program to Pfizer. Per the agreement, Theravance received an upfront payment of \$10 million in cash and is eligible for up to an additional \$240 million in development and sales-based milestone fees from Pfizer.

- ▲ **Continued Pipeline Progress:** The company's pipeline includes TD-1473, a JAK inhibitor, currently being evaluated in an ongoing phase II study for treating Crohn's disease and a phase IIb/III study for ulcerative colitis. Data from the phase IIb portion of the ulcerative colitis and phase II Crohn's disease studies are expected in late 2020. Theravance is also evaluating ampreloxetine (TD-9855) in two phase III programs for treating patients with symptomatic neurogenic orthostatic hypotension (nOH).

Meanwhile, the company is developing the inhaled, lung-selective pan-Janus kinase (JAK) inhibitor, TD-8236, in a phase I study for treating inflammatory lung diseases with minimal systemic exposure. Last December, the company dosed the first patient in a phase II allergen challenge study on TD-8236 to address inflammatory lung diseases with data from the same expected in mid-2020.

Successful development and subsequent approval of these candidates will be a huge boost to the company as each of these programs has the potential to offer transformational value to patients and healthcare providers.

- ▲ **Yupelri Approval a Huge Boost:** With the approval, Yupelri became the first once daily nebulized long-acting muscarinic antagonist (LAMA) option for COPD patients. Yupelri provides COPD patients with access to a nebulized LAMA therapy offering a consistent 24-hour lung function improvement with the convenience of a once-daily dosing delivered through any standard jet nebulizer. Theravance and Mylan formally launched the sales and marketing efforts of Yupelri in early 2019 and the product witnessed a strong initial sales uptake. As of October 2019, Yupelri achieved 86% share of the nebulized LAMA market and a 10.7% stake in the long-acting nebulized market.
-

Reasons To Sell:

- ▼ **Dependence on Collaboration/Profit Sharing Revenues for Future Growth:** With the sale of Vibativ to Cumberland Pharmaceuticals last November, Theravance is now solely dependent on profit-sharing revenue from Mylan for Yupelri and collaboration revenues from J&J for funds.
- ▼ **Stiff Competition:** Theravance's pipeline development programs targeting the four therapeutic areas of infectious disease, respiratory, gastrointestinal disease and inflammatory disease operate in a highly competitive space.

In addition, the newly approved, first once-daily nebulized LAMA, Yupelri would compete predominantly with short-acting nebulized bronchodilators used 3 to 4 times per day.

Dependence on Yupelri as the sole product for profits is a concern. Stiff competition remains a threat as well.

Last Earnings Report

Theravance Q4 Earnings Miss, Revenues Beat Estimates

Theravance Biopharma incurred a loss of \$1.17 per share in fourth-quarter 2019, wider than the Zacks Consensus Estimate of \$1.11 and also the year-ago loss of 92 cents.

However, total revenues of \$29.5 million in the quarter beat the Zacks Consensus Estimate of \$18 million. Revenues also soared 87.9% year over year, mainly owing to an upfront payment from Pfizer for rights to its skin-selective pan-JAK inhibitor program. Total revenues in the fourth quarter comprised collaboration revenues worth \$9.6 million and \$9.9 million received from Mylan.

Quarter Ending 12/2019

Report Date	Feb 24, 2020
Sales Surprise	60.93%
EPS Surprise	-5.41%
Quarterly EPS	-1.17
Annual EPS (TTM)	-4.26

Quarterly Details

Research & development expenses were \$67 million, up 28.1% from the year-ago quarter, primarily due to higher employee-related expenses and higher external cost.

Selling, general & administrative expenses escalated 29.4% to \$33 million due to higher share-based compensation.

As of Dec 31, 2019, Theravance had cash, cash equivalents, marketable securities of \$285.8 million compared with \$352.9 million as of Sep 30, 2019.

2020 Outlook

For the full year, Theravance anticipates operating loss (excluding non-cash share-based compensation) in the range of \$205-\$225 million

Recent News

Advances TD-0903 Into Clinical Development – Apr 9

Theravance announced that it is pushing TD-0903 into clinical development to assess the candidate's utility in preventing the cytokine storm associated with acute lung injury in patients hospitalized due to COVID-19 for preventing progression to acute respiratory distress syndrome (ARDS). The company submitted a clinical trial application (CTA) in the United Kingdom for the first-in-human study of TD-0903, a lung-selective nebulized Janus kinase inhibitor (JAKi) for the given indication.

Inks License Agreement with Pfizer – Dec 23

Theravance and Pfizer entered into a global license agreement for Theravance's preclinical program related to skin-targeted, locally-acting pan-Janus kinase (JAK) inhibitors that can be rapidly metabolized. Per the agreement, Theravance will be eligible to receive an upfront payment of \$10 million in cash and will be eligible for up to an additional \$240 million in development and sales based milestone payments from Pfizer.

Initiates Dosing in Phase II Study on TD-8236 – Dec 3

Theravance announced that it has dosed the first patient in a phase II allergen challenge study of TD-8236 being developed for the treatment of inflammatory lung diseases.

Valuation

Theravance's shares are up 5.6% in the year-to-date period and 19% over the trailing 12-month period. Stocks in the Zacks sub-industry and the Zacks Medical sector are down 13.6% and 3.9% in the year-to-date period, respectively. Over the past year, the Zacks sub-industry is down 13.8% while the sector is up 4.1%.

The S&P 500 index is down 10.8% in the year-to-date period and down 1.7% in the past year.

The stock is currently trading at 20.89X trailing 12-month sales per share, which compares to 2.37X for the Zacks sub-industry, 3.00X for the Zacks sector and 3.04X for the S&P 500 index.

Over the past five years, the stock has traded as high as 113.27X and as low as 9.33X, with a 5-year median of 24.90X. Our Neutral recommendation indicates that the stock will perform in line with the market. Our \$30.00 price target reflects 22.93X trailing 12-month sales per share.

Industry Analysis Zacks Industry Rank: Top 6% (14 out of 253)



Top Peers

Company (Ticker)	Rec	Rank
AcelRx Pharmaceuticals, Inc. (ACRX)	Neutral	2
Adamas Pharmaceuticals, Inc. (ADMS)	Neutral	2
Allergan plc (AGN)	Neutral	3
Arena Pharmaceuticals, Inc. (ARNA)	Neutral	3
AstraZeneca PLC (AZN)	Neutral	3
GlaxoSmithKline plc (GSK)	Neutral	3
Novartis AG (NVS)	Neutral	3
Pulmatrix, Inc. (PULM)	Neutral	3

Industry Comparison Industry: Medical - Drugs				Industry Peers		
	TBPH	X Industry	S&P 500	ACRX	AGN	ARNA
Zacks Recommendation (Long Term)	Neutral	-	-	Neutral	Neutral	Neutral
Zacks Rank (Short Term)	3	-	-	2	3	3
VGM Score	F	-	-	D	A	F
Market Cap	1.72 B	99.01 M	19.37 B	114.19 M	61.65 B	2.51 B
# of Analysts	5	3	14	4	6	4
Dividend Yield	0.00%	0.00%	2.23%	0.00%	1.58%	0.00%
Value Score	F	-	-	D	C	F
Cash/Price	0.17	0.28	0.05	0.59	0.10	0.30
EV/EBITDA	-9.35	-1.35	11.66	-1.43	39.65	3.57
PEG Ratio	NA	1.08	2.20	NA	1.52	NA
Price/Book (P/B)	NA	2.73	2.61	NA	1.06	2.34
Price/Cash Flow (P/CF)	NA	11.23	10.30	NA	5.10	6.34
P/E (F1)	NA	15.51	17.85	NA	10.84	NA
Price/Sales (P/S)	23.45	4.96	2.04	49.89	3.83	3.12
Earnings Yield	-14.20%	-18.37%	5.48%	-33.10%	9.23%	-20.46%
Debt/Equity	-2.20	0.02	0.71	-0.58	0.32	0.04
Cash Flow (\$/share)	-4.11	-0.49	7.01	-0.65	36.72	7.89
Growth Score	F	-	-	F	B	F
Hist. EPS Growth (3-5 yrs)	NA%	3.80%	10.92%	NA	4.06%	NA
Proj. EPS Growth (F1/F0)	8.75%	17.68%	-3.67%	30.22%	-1.98%	-233.03%
Curr. Cash Flow Growth	9.94%	4.73%	5.93%	10.73%	-3.45%	-391.34%
Hist. Cash Flow Growth (3-5 yrs)	0.03%	6.05%	8.55%	-13.70%	11.44%	46.33%
Current Ratio	3.03	3.06	1.24	5.27	1.01	16.90
Debt/Capital	NA%	6.72%	42.83%	NA	24.18%	4.08%
Net Margin	-322.08%	-115.64%	11.64%	-2,325.91%	-32.76%	49.30%
Return on Equity	NA%	-62.77%	16.74%	NA	9.82%	34.11%
Sales/Assets	0.16	0.31	0.54	0.02	0.17	0.64
Proj. Sales Growth (F1/F0)	40.20%	0.00%	-0.39%	911.14%	-0.93%	-99.65%
Momentum Score	B	-	-	A	A	B
Daily Price Chg	2.51%	0.00%	-2.18%	2.16%	0.21%	0.54%
1 Week Price Chg	7.94%	4.03%	0.42%	5.30%	2.63%	5.14%
4 Week Price Chg	21.68%	23.44%	26.24%	86.57%	11.74%	25.13%
12 Week Price Chg	4.55%	-16.89%	-20.02%	-17.92%	-0.85%	14.36%
52 Week Price Chg	19.03%	-32.71%	-12.49%	-58.24%	33.60%	12.41%
20 Day Average Volume	286,767	174,238	3,036,163	1,039,163	3,917,437	604,899
(F1) EPS Est 1 week change	0.00%	0.00%	-0.14%	0.00%	-1.04%	0.00%
(F1) EPS Est 4 week change	0.00%	0.00%	-6.66%	5.24%	-1.35%	-3.07%
(F1) EPS Est 12 week change	-1.08%	0.00%	-10.02%	24.90%	1.99%	-56.06%
(Q1) EPS Est Mthly Chg	0.00%	0.00%	-9.67%	-7.14%	0.00%	0.00%

Zacks Stock Rating System

We offer two rating systems that take into account investors' holding horizons: Zacks Rank and Zacks Recommendation. Each provides valuable insights into the future profitability of the stock and can be used separately or in combination with each other depending on your investment style.

Zacks Recommendation

The Zacks Recommendation aims to predict performance over the next 6 to 12 months. The foundation for the quantitatively determined Zacks Recommendation is trends in the company's estimate revisions and earnings outlook. The Zacks Recommendation is broken down into 3 Levels; Outperform, Neutral and Underperform. Unlike many Wall Street firms, we have an excellent balance between the number of Outperform and Neutral recommendations. Our team of 70 analysts are fully versed in the benefits of earnings estimate revisions and how that is harnessed through the Zacks quantitative rating system. But we have given our analysts the ability to override the Zacks Recommendation for the 1200 stocks that they follow. The reason for the analyst over-rides is that there are often factors such as valuation, industry conditions and management effectiveness that a trained investment professional can spot better than a quantitative model.

Zacks Rank

The Zacks Rank is our short-term rating system that is most effective over the one- to three-month holding horizon. The underlying driver for the quantitatively-determined Zacks Rank is the same as the Zacks Recommendation, and reflects trends in earnings estimate revisions.

Zacks Style Scores

The Zacks Style Score is as a complementary indicator to the Zacks rating system, giving investors a way to focus on the highest rated stocks that best fit their own stock picking preferences.

Academic research has proven that stocks with the best Value, Growth and Momentum characteristics outperform the market. The Zacks Style Scores rate stocks on each of these individual styles and assigns a rating of A, B, C, D and F. We also produce the VGM Score (V for Value, G for Growth and M for Momentum), which combines the weighted average of the individual Style Scores into one score. This is perfectly suited for those who want their stocks to have the best scores across the board.

Value Score	D
Growth Score	F
Momentum Score	A
VGM Score	D

As an investor, you want to buy stocks with the highest probability of success. That means buying stocks with a Zacks Recommendation of Outperform, which also has a Style Score of an A or a B.

Disclosures

This report contains independent commentary to be used for informational purposes only. The analysts contributing to this report do not hold any shares of this stock. The analysts contributing to this report do not serve on the board of the company that issued this stock. The EPS and revenue forecasts are the Zacks Consensus estimates, unless indicated otherwise on the reports first page. Additionally, the analysts contributing to this report certify that the views expressed herein accurately reflect the analysts personal views as to the subject securities and issuers. ZIR certifies that no part of the analysts compensation was, is, or will be, directly or indirectly, related to the specific recommendation or views expressed by the analyst in the report.

Additional information on the securities mentioned in this report is available upon request. This report is based on data obtained from sources we believe to be reliable, but is not guaranteed as to accuracy and does not purport to be complete. Any opinions expressed herein are subject to change.

ZIR is not an investment advisor and the report should not be construed as advice designed to meet the particular investment needs of any investor. Prior to making any investment decision, you are advised to consult with your broker, investment advisor, or other appropriate tax or financial professional to determine the suitability of any investment. This report and others like it are published regularly and not in response to episodic market activity or events affecting the securities industry.

This report is not to be construed as an offer or the solicitation of an offer to buy or sell the securities herein mentioned. ZIR or its officers, employees or customers may have a position long or short in the securities mentioned and buy or sell the securities from time to time. ZIR is not a broker-dealer. ZIR may enter into arms-length agreements with broker-dealers to provide this research to their clients. Zacks and its staff are not involved in investment banking activities for the stock issuer covered in this report.

ZIR uses the following rating system for the securities it covers. **Outperform-** ZIR expects that the subject company will outperform the broader U.S. equities markets over the next six to twelve months. **Neutral-** ZIR expects that the company will perform in line with the broader U.S. equities markets over the next six to twelve months. **Underperform-** ZIR expects the company will underperform the broader U.S. equities markets over the next six to twelve months.

No part of this report can be reprinted, republished or transmitted electronically without the prior written authorization of ZIR.